

**SPC NEW NABUA OFFICE**



Pacific  
Community  

---

Communauté  
du Pacifique

**ARCHITECTURAL – TENDER SET DRAWINGS**













SCHEDULE OF AREAS	
S001 CARPARK.....	359.4m <sup>2</sup>
S002 STAIRCASE.....	17m <sup>2</sup>
S003 WALKWAY.....	102.3m <sup>2</sup>
S003a WALKWAY.....	24.1m <sup>2</sup>
S003b WALKWAY.....	78.2m <sup>2</sup>
S004 MAIN ENTRY/ EXIT.....	57.2m <sup>2</sup>
S004a MAIN ENTRY/ EXIT.....	29.2m <sup>2</sup>
S004b MAIN ENTRY/ EXIT.....	28m <sup>2</sup>
S005 LANDSCAPE.....	93.3m <sup>2</sup>
S005a LANDSCAPE.....	7.3m <sup>2</sup>
S005b LANDSCAPE.....	86m <sup>2</sup>
S006 RECEPTION/ LOBBY.....	60m <sup>2</sup>
S007 MEETING ROOM.....	24m <sup>2</sup>
S008 STAIRCASE.....	14.1m <sup>2</sup>
S009 LIFT.....	8.1m <sup>2</sup>
S010 HALLWAY.....	11m <sup>2</sup>
S011 DISABLE TOILET.....	5.1m <sup>2</sup>
S012 COMMS ROOM.....	16m <sup>2</sup>
<b>TOTAL GROUND FLOOR</b>	<b>: 767.5m<sup>2</sup></b>

**GENERAL NOTE:**

THIS DRAWING IS INDICATIVE ONLY AND SHALL ONLY BE USED AS A GUIDELINE FOR THE FINAL DETAILS AND DRAWINGS TO BE PRODUCED BY THE SELECTED SPECIALISED MANUFACTURER OR SUB-CONTRACTOR.

THIS DRAWING MUST BE READ IN CONJUNCTION WITH AND BE CO-ORDIANTE WITH OTHER FLOOR PLANS, SECTIONS AND ELEVATIONS FOR DIMENSIONS AND SPANS.

SITE CHECK ALL DIMENSIONS BEFORE STARTING WORK. REPORT ANY DISCREPANCIES TO THE RESPECTIVE ENGINEER/ ARCHITECT FOR DECISION/ CLARIFICATION BEFORE PROCEEDING WITH WORKS.

ROOF LEGEND	
DP	150Ø PVC DOWN PIPE WITH 'MUNZING' CLIPS @ 1200CRS.

WALL TYPE LEGEND:	
	200mm BLOCK WALL WITH SMOOTH & HARD PLASTER AND SELECTED PAINT FINISH. REFER TO FINISHES SCHEDULE & SPECIFICATION & NUMBER 0611 & 0671
	150mm BLOCK WALL WITH SMOOTH & HARD PLASTER AND SELECTED PAINT FINISH. REFER TO FINISHES SCHEDULE & SPECIFICATION & NUMBER 0611 & 0671
	ALL ENCASED STEEL COLUMN
	ENCASED STRUCTURAL STEEL FRAMING AS PER ENGINEER'S DESIGN. SMOOTH & HARD PLASTER FINISH REFER TO FINISHES SCHEDULE & SPECIFICATION & NUMBER 0611 & 0671

COPYRIGHT In all drawings, specifications and other documents and in the work executed from them remains the property of MAISURIA DESIGN LTD. DIMENSIONS Confirm all dimensions and profiles with Architectural drawings. Do not scale the drawings. If unsure about anything please ask for clarification.

File Location : Office server\2022\22-21 SPC Nabua Office, Suva

Revision		
No.	Rev	Date

Client : **PACIFIC COMMUNITY (SPC)**

Project : **SPC OFFICE, NABUA, SUVA**

Civil Engineers & Structural Engineers

**hijacob**  
Civil and Structural Engineers Project Planners

Level 2, 1000th Street, Suva, Fiji  
Phone: +679 3305 038 Fax: +679 3305 039

Level 2, 1000th Street, Suva, Fiji  
Phone: +679 3305 038 Fax: +679 3305 039

Service Engineers :

**IAP**  
IRWIN ALSOP PACIFIC LTD  
110 SHAWNEE ROAD, SUVA, FIJI  
TELEPHONE: +679 330 3000 FAX: +679 330 3001 EMAIL: IAP@IAP.COM.FI

Project Managers:

Consulting Architect:

ARCHITECTS

**MD**

**MAISURIA DESIGN LTD**  
Architects+Planners+Interior Design+Project Management  
Phone +679 6720 000 Mobile +679 7990 703 P.O.Box 195, Nadi

Sheet Title

**GROUND FLOOR LAYOUT PLAN**

Scale 1:150@A3

Date 09 - 12 - 2022

Drawn SW/ JL

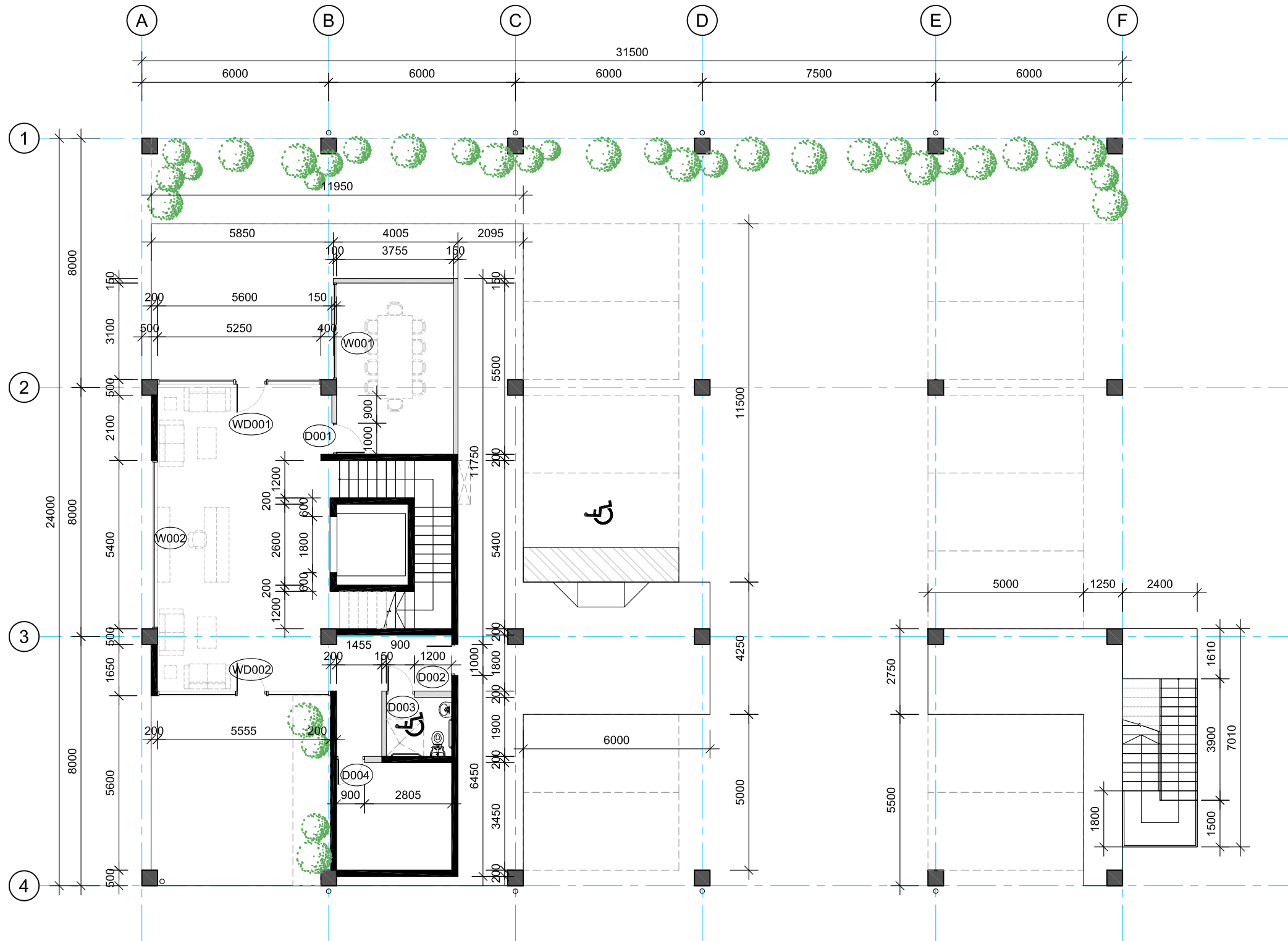
Checked -

Approved -

Project Number **22-21**

Drawing no. **A-A-MDL-100**

Revision -



**GENERAL NOTE:**

THIS DRAWING IS INDICATIVE ONLY AND SHALL ONLY BE USED AS A GUIDELINE FOR THE FINAL DETAILS AND DRAWINGS TO BE PRODUCED BY THE SELECTED SPECIALISED MANUFACTURER OR SUB-CONTRACTOR.

THIS DRAWING MUST BE READ IN CONJUNCTION WITH AND BE CO-ORDIANTE WITH OTHER FLOOR PLANS, SECTIONS AND ELEVATIONS FOR DIMENSIONS AND SPANS.

SITE CHECK ALL DIMENSIONS BEFORE STARTING WORK. REPORT ANY DISCREPANCIES TO THE RESPECTIVE ENGINEER/ ARCHITECT FOR DECISION/ CLARIFICATION BEFORE PROCEEDING WITH WORKS.

**QUANTITY SCHEDULE OF WINDOWS & DOORS**

WINDOW/ DOOR #	QTY
WD001 .....	1
WD002 .....	1
D001 .....	1
D002 .....	1
D003 .....	1
D004 .....	1
W001 .....	1
W002 .....	1

COPYRIGHT In all drawings, specifications and other documents and in the work executed from them remains the property of MAISURIA DESIGN LTD. DIMENSIONS Confirm all dimensions and profiles with Architectural drawings. Do not scale the drawings. If unsure about anything please ask for clarification.

File Location : Office server\2022\22-21 SPC Nabua Office, Suva

Revision		
No	Rev	Date

Client : **PACIFIC COMMUNITY (SPC)**

Project : **SPC OFFICE, NABUA, SUVA**

Civil Engineers & Structural Engineers

**hijacob**  
Civil and Structural Engineers Project Planners

Local Office:  
Vunivatu Plaza,  
Suva, FIJI  
Phone: +679 3306 038  
Fax: +679 3306 031

Offices:  
25 Davis St, Nadi,  
Nadi, Fiji  
Phone: +679 377 5622  
Fax: +679 377 5268

Service Engineers :

**IAP**  
IRWIN ALSOP PACIFIC LTD  
11 SOMMERFIELD COURT  
SUVA, FIJI ISLANDS  
SUVA, FIJI  
TELEPHONE: +679 330 3000  
FACSIMILE: +679 330 3001  
EMAIL: IAP@IAPACIFIC.COM

Project Managers:

Consulting Architect:

ARCHITECTS

**MD**

**MAISURIA DESIGN** LTD  
Architects+Planners+Interior Design+Project Management  
Phone +679 6720 000 Mobile +679 7990 703 P.O.Box 195, Nadi

Sheet Title

**GROUND FLOOR SETOUT PLAN**

Scale 1:150@A3

Date 09 - 12 - 2022

Drawn SW/ JL

Checked -

Approved -

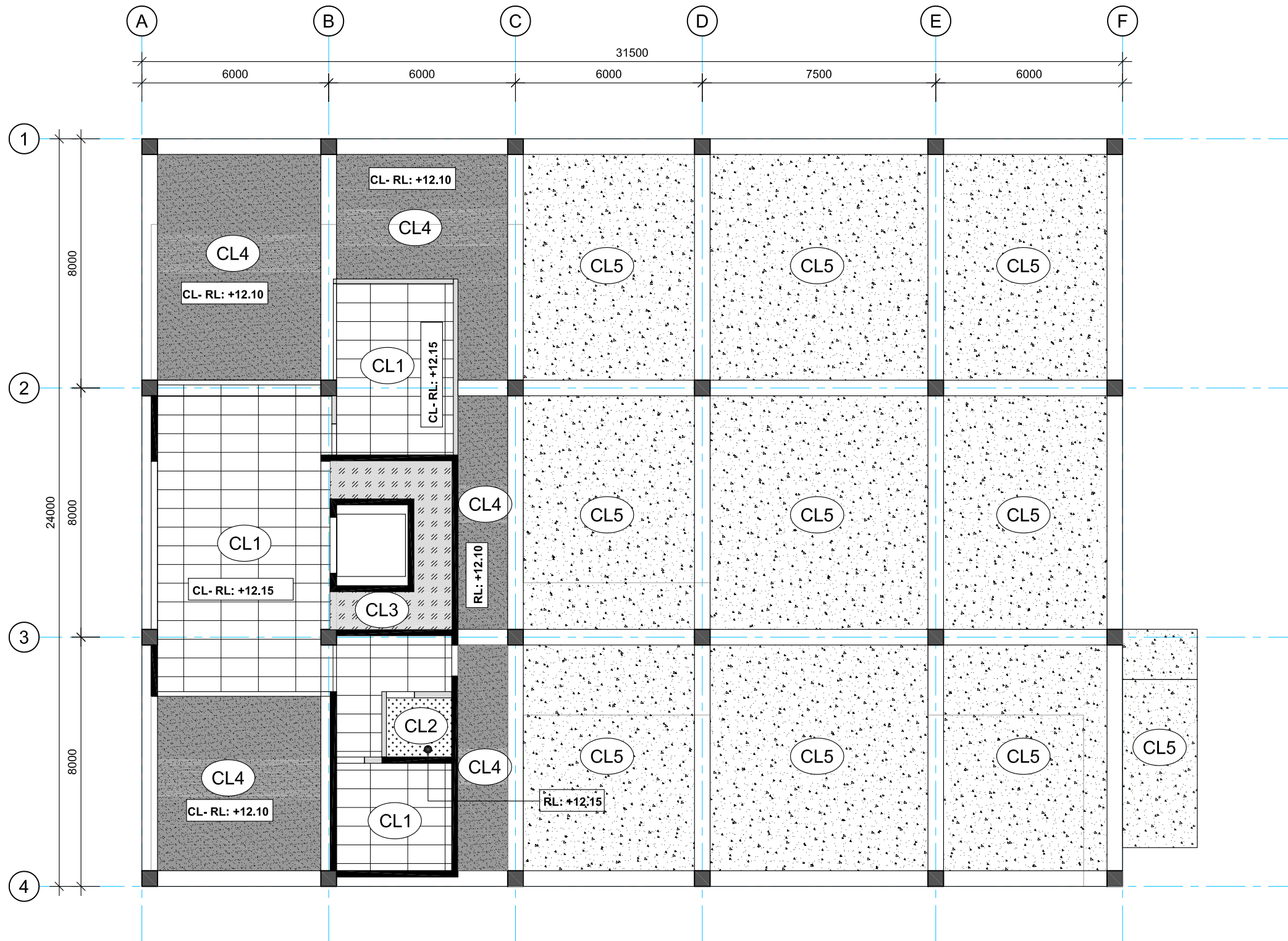
Project Number **22-21**

Drawing no. **A-A-MDL-101**

Revision -







**CEILING NOTES:**

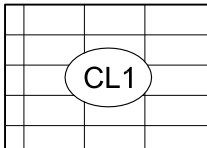
ALL PROPRIETARY CEILING SYSTEMS ARE TO BE INSTALLED IN STRICT ACCORDANCE WITH THE MANUFACTURERS SPECIFICATIONS.

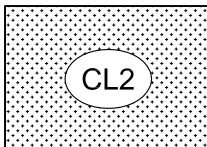
CONTRACTOR TO VERIFY ALL CHANGES TO CEILING AND SUPPLY MDL WITH CHANGES REQUIRED FOR COMPLIANCE.

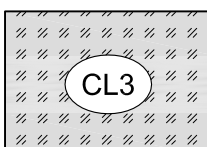
REFLECTED CEILING DRAWING IS ONLY AN INDICATION OF THE DESIGNERS INTENT.


CEILING CONCEPT IS TO REMAIN AS DRAWN WHERE POSSIBLE WITH ALLOWANCE FOR CHANGES TO MECHANICAL AND ELECTRICAL ENGINEERS LAYOUTS.

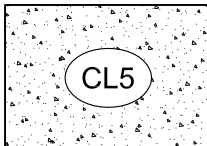
**CEILING FINISH LEGEND:**

- 

**CL01 - CEILING TYPE 01**  
 ARMSTRONG ULTIMA® 1200X600 ON PRELUDE XL 24mm EXPOSED TEE GRID SUSPENDED SYSTEM OR EQUIVALENT. SQUARE LAY-IN. INSTALLED & FINISHED STRICTLY TO MANUFACTURERS SPECIFICATIONS.
- 

13mm GIB® AQUALINE PLASTER BOARD CEILING LINING ON RONDO KEY-LOCK® CONCEALED SUSPENDED CEILING SYSTEM. INSTALLED & FINISHED STRICTLY TO MANUFACTURERS SPECIFICATIONS WITH 10mm SHADOW LINE TO ALL EDGES. STOPPED LEVEL 5 PAINT FINISH.
- 

13mm GIB® STANDARD PLASTER BOARD CEILING LINING ON RONDO KEY-LOCK® CONCEALED SUSPENDED CEILING SYSTEM. INSTALLED & FINISHED STRICTLY TO MANUFACTURERS SPECIFICATIONS WITH 10mm SHADOW LINE TO ALL EDGES. STOPPED LEVEL 5 PAINT FINISH.
- 

6mm VILLABOARD® SOFFIT LINING RECESSED EDGE ON STEEL FRAMING. FLUSH JOINT TREATMENT TO JOINTS. INSTALLED & FINISHED STRICTLY TO MANUFACTURERS SPECIFICATIONS (REFER MANUFACTURERS FLUSH JOINT TREATMENT MANUAL). STOPPED LEVEL SELECTED PAINT FINISH.
- 

STRUCTURAL CONCRETE UNDERSIDE SLAB. SURFACE TO BE NEATLY PRESENTED.

COPYRIGHT In all drawings, specifications and other documents and in the work executed from them remains the property of MAISURIA DESIGN LTD. DIMENSIONS Confirm all dimensions and profiles with Architectural drawings. Do not scale the drawings. If unsure about anything please ask for clarification.

File Location : Office server/2022/22-21 SPC Nabua Office, Suva

Revision		
No.	Rev	Date

Client : **PACIFIC COMMUNITY (SPC)**

Project : **SPC OFFICE, NABUA, SUVA**

Civil Engineers & Structural Engineers



Service Engineers :



Project Managers:

Consulting Architect:



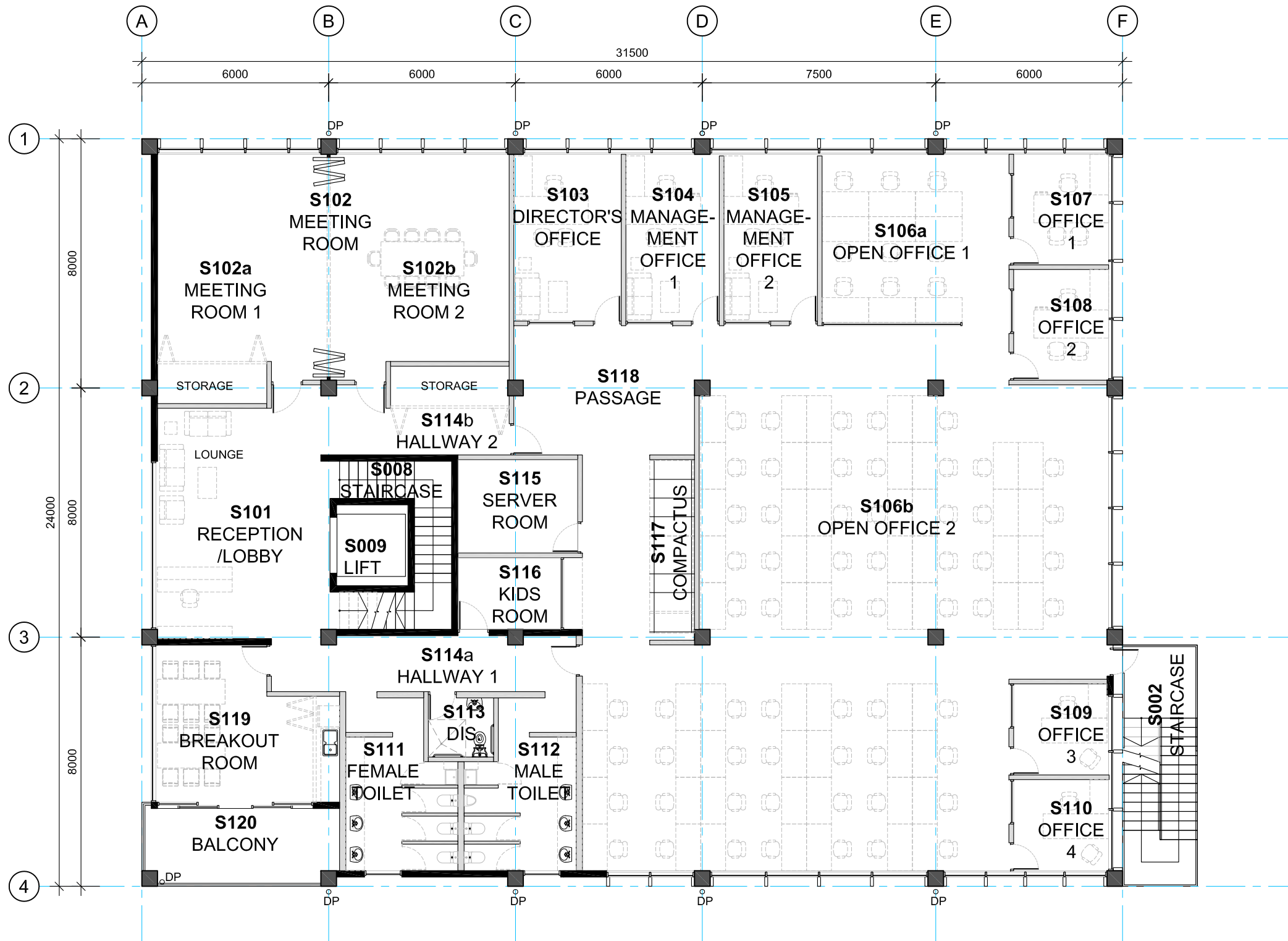
Sheet Title  
**GROUND FLOOR REFLECTED CEILING PLAN**

Scale 1:150@A3  
 Date 09 - 12 - 2022  
 Drawn SW/ JL  
 Checked -  
 Approved -

Project Number  
**22-21**

Drawing no.  
**A-A-MDL-103**

Revision  
 -



SCHEDULE OF AREAS	
S002 STAIRCASE.....	17m <sup>2</sup>
S008 STAIRCASE.....	14.1m <sup>2</sup>
S009 LIFT .....	8.1m <sup>2</sup>
S101 RECEPTION/ LOBBY .....	41m <sup>2</sup>
S102 MEETING.....	88.2m <sup>2</sup>
S102a MEETING ROOM 1.....	46.5m <sup>2</sup>
S102b MEETING ROOM 2.....	41.7m <sup>2</sup>
S103 DIRECTOR'S OFFICE.....	21m <sup>2</sup>
S104 MANAGEMENT OFFICE 1.....	18.1m <sup>2</sup>
S105 MANAGEMENT OFFICE 2.....	18m <sup>2</sup>
S106 OPEN OFFICE.....	271m <sup>2</sup>
S106a OPEN OFFICE 1.....	35m <sup>2</sup>
S106b OPEN OFFICE 2.....	236m <sup>2</sup>
S107 OFFICE 1 .....	13m <sup>2</sup>
S108 OFFICE 2 .....	13m <sup>2</sup>
S109 OFFICE 3 .....	11m <sup>2</sup>
S110 OFFICE 4 .....	11m <sup>2</sup>
S111 FEMALE TOILET.....	21m <sup>2</sup>
S112 MALE TOILET.....	21m <sup>2</sup>
S113 DISABLE'S TOILET.....	5.4m <sup>2</sup>
S114 HALLWAY.....	39.2m <sup>2</sup>
S114a HALLWAY 1.....	17.7m <sup>2</sup>
S114b HALLWAY 2.....	21.5m <sup>2</sup>
S115 SERVER ROOM.....	12.3m <sup>2</sup>
S116 KIDS ROOM.....	10.3m <sup>2</sup>
S117 COMPACTUS.....	9.4m <sup>2</sup>
S118 PASSAGE.....	39m <sup>2</sup>
S119 BREAKOUT ROOM .....	29.3m <sup>2</sup>
S120 BALCONY .....	16m <sup>2</sup>
<b>TOTAL FIRST FLOOR AREA</b> .....	<b>747.4m<sup>2</sup></b>

**GENERAL NOTE:**  
THIS DRAWING IS INDICATIVE ONLY AND SHALL ONLY BE USED AS A GUIDELINE FOR THE FINAL DETAILS AND DRAWINGS TO BE PRODUCED BY THE SELECTED SPECIALISED MANUFACTURER OR SUB-CONTRACTOR.

THIS DRAWING MUST BE READ IN CONJUNCTION WITH AND BE CO-ORDIANTE WITH OTHER FLOOR PLANS, SECTIONS AND ELEVATIONS FOR DIMENSIONS AND SPANS.

SITE CHECK ALL DIMENSIONS BEFORE STARTING WORK. REPORT ANY DISCREPANCIES TO THE RESPECTIVE ENGINEER/ ARCHITECT FOR DECISION/ CLARIFICATION BEFORE PROCEEDING WITH WORKS.

ROOF LEGEND	
DP	150Ø PVC DOWN PIPE WITH 'MUNZING' CLIPS @ 1200CRS.

WALL TYPE LEGEND:	
	200mm BLOCK WALL WITH SMOOTH & HARD PLASTER AND SELECTED PAINT FINISH. REFER TO FINISHES SCHEDULE & SPECIFICATION & NUMBER 0611 & 0671
	150mm BLOCK WALL WITH SMOOTH & HARD PLASTER AND SELECTED PAINT FINISH. REFER TO FINISHES SCHEDULE & SPECIFICATION & NUMBER 0611 & 0671
	ENCASED STRUCTURAL STEEL FRAMING AS PER ENGINEER'S DESIGN. SMOOTH & HARD PLASTER FINISH REFER TO FINISHES SCHEDULE & SPECIFICATION & NUMBER 0611 & 0671

COPYRIGHT In all drawings, specifications and other documents and in the work executed from them remains the property of MAISURIA DESIGN LTD. DIMENSIONS Confirm all dimensions and profiles with Architectural drawings. Do not scale the drawings. If unsure about anything please ask for clarification.  
File Location : Office server\2022\22-21 SPC Nabua Office, Suva

Revision		
No/Rev		Date

Client : **PACIFIC COMMUNITY (SPC)**  
Project : **SPC OFFICE, NABUA, SUVA**

Civil Engineers & Structural Engineers  
  
 Level 2, 1000/1000, Victoria Parade, Suva, FIDELITY, Phone: (875) 3305 038, Fax: (875) 3305 039  
 Unit 11, 25 Davis St, Naitasiri, Naitasiri, Suva, FIDELITY, Phone: (842) 377 5622, Fax: (842) 377 5266  
 Service Engineers :  
  
 IRWIN ALSOP PACIFIC LTD  
 110 DONOVAN ROAD, SUVA, FIJI ISLANDS  
 SUVA, FIJI ISLANDS  
 TEL: (875) 330 2000  
 FAX: (875) 330 2001  
 EMAIL: IAP@IAP.COM.FI

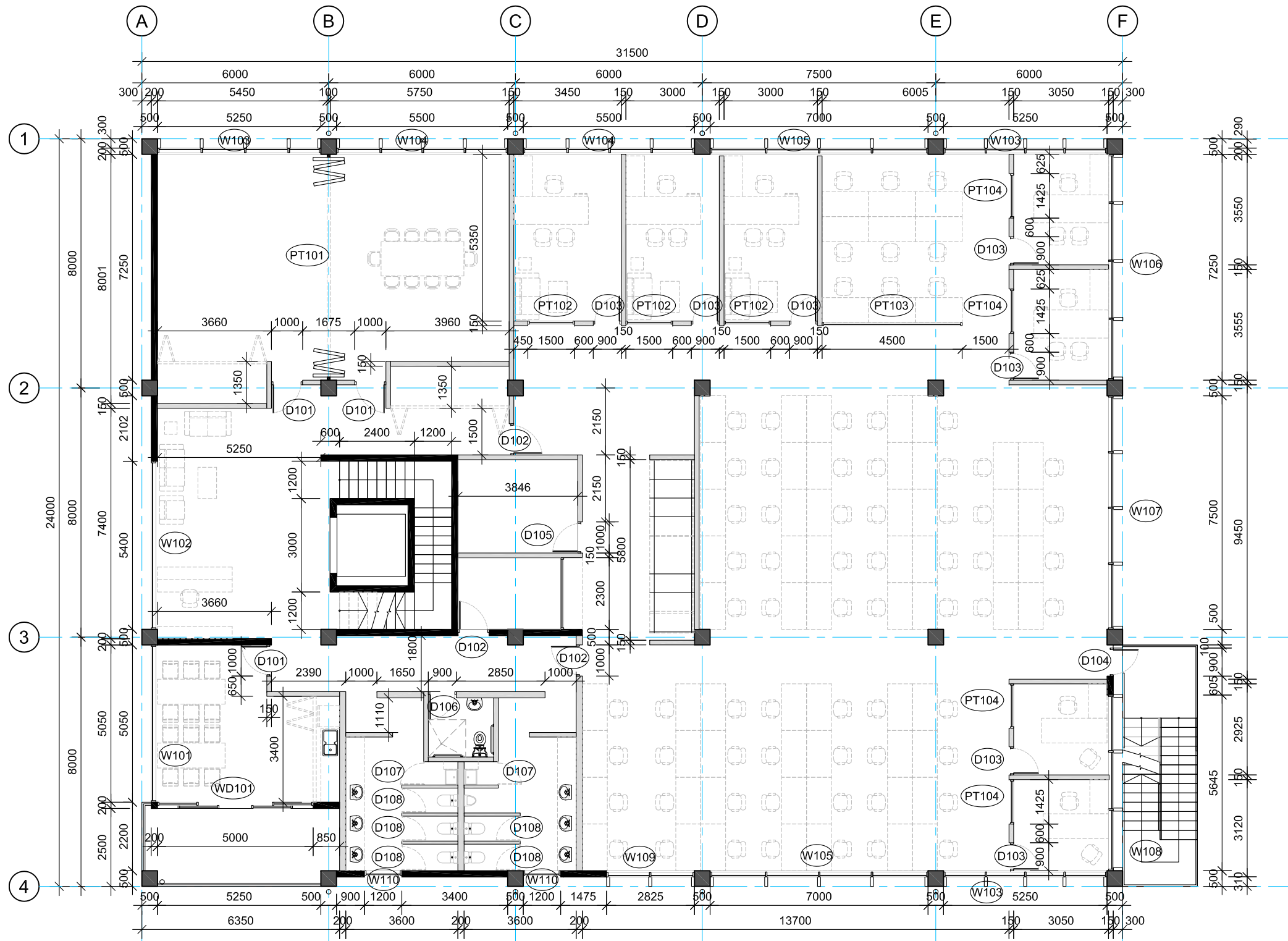
Project Managers:  
Consulting Architect:

ARCHITECTS  
  
**MAISURIA DESIGN** LTD  
 Architects+Planners+Interior Design+Project Management  
 Phone +679 6720 000 Mobile +679 7990 703 P.O.Box 195, Nadi

Sheet Title  
**FIRST FLOOR LAYOUT PLAN**

Scale: 1:150@A3  
Date: 09-12-2022  
Drawn: SW/ JL  
Checked: -  
Approved: -

Project Number  
**22-21**  
Drawing no.  
**A-A-MDL-104**  
Revision  
-



**GENERAL NOTE:**  
 THIS DRAWING IS INDICATIVE ONLY AND SHALL ONLY BE USED AS A GUIDELINE FOR THE FINAL DETAILS AND DRAWINGS TO BE PRODUCED BY THE SELECTED SPECIALISED MANUFACTURER OR SUB-CONTRACTOR.

THIS DRAWING MUST BE READ IN CONJUNCTION WITH AND BE CO-ORDINATE WITH OTHER FLOOR PLANS, SECTIONS AND ELEVATIONS FOR DIMENSIONS AND SPANS.

SITE CHECK ALL DIMENSIONS BEFORE STARTING WORK. REPORT ANY DISCREPANCIES TO THE RESPECTIVE ENGINEER/ ARCHITECT FOR DECISION/ CLARIFICATION BEFORE PROCEEDING WITH WORKS.

**QUANTITY SCHEDULE OF WINDOWS & DOORS**

WINDOW/ DOOR #	QTY
WD101	1
D101	3
D102	3
D103	7
D104	1
D105	1
D106	1
D107	2
D108	5
W101	1
W102	1
W103	3
W104	2
W105	2
W106	1
W107	1
W108	1
W109	1
W110	2
PT101	1
PT102	3
PT103	1
PT104	4

COPYRIGHT In all drawings, specifications and other documents and in the work executed from them remains the property of MAISURIA DESIGN LTD. DIMENSIONS Confirm all dimensions and profiles with Architectural drawings. Do not scale the drawings. If unsure about anything please ask for clarification.

File Location : Office server\2022\22-21 SPC Nabua Office, Suva

Revision		
No/Rev		Date

Client : **PACIFIC COMMUNITY (SPC)**

Project : **SPC OFFICE, NABUA, SUVA**

Civil Engineers & Structural Engineers

**hijacob**  
 Civil and Structural Engineers Project Planners

Level 2, 200th Street, Suva, Fiji  
 Phone: +679 330 538 Fax: +679 330 539

Service Engineers : **IAP**  
 IRWIN ALSOP PACIFIC LTD  
 10 DONOVAN ROAD, SUVA, FIJI ISLANDS  
 Phone: +679 330 3000 Fax: +679 330 3001  
 Email: sales@iap.com.fj

Project Managers:

Consulting Architect:

ARCHITECTS

**MD**

**MAISURIA DESIGN** LTD  
 Architects+Planners+Interior Design+Project Management  
 Phone +679 6720 000 Mobile +679 7990 703 P.O.Box 195, Nadi

Sheet Title

**FIRST FLOOR SETOUT PLAN**

Scale 1:150@A3

Date 09 - 12 - 2022

Drawn SW/ JL

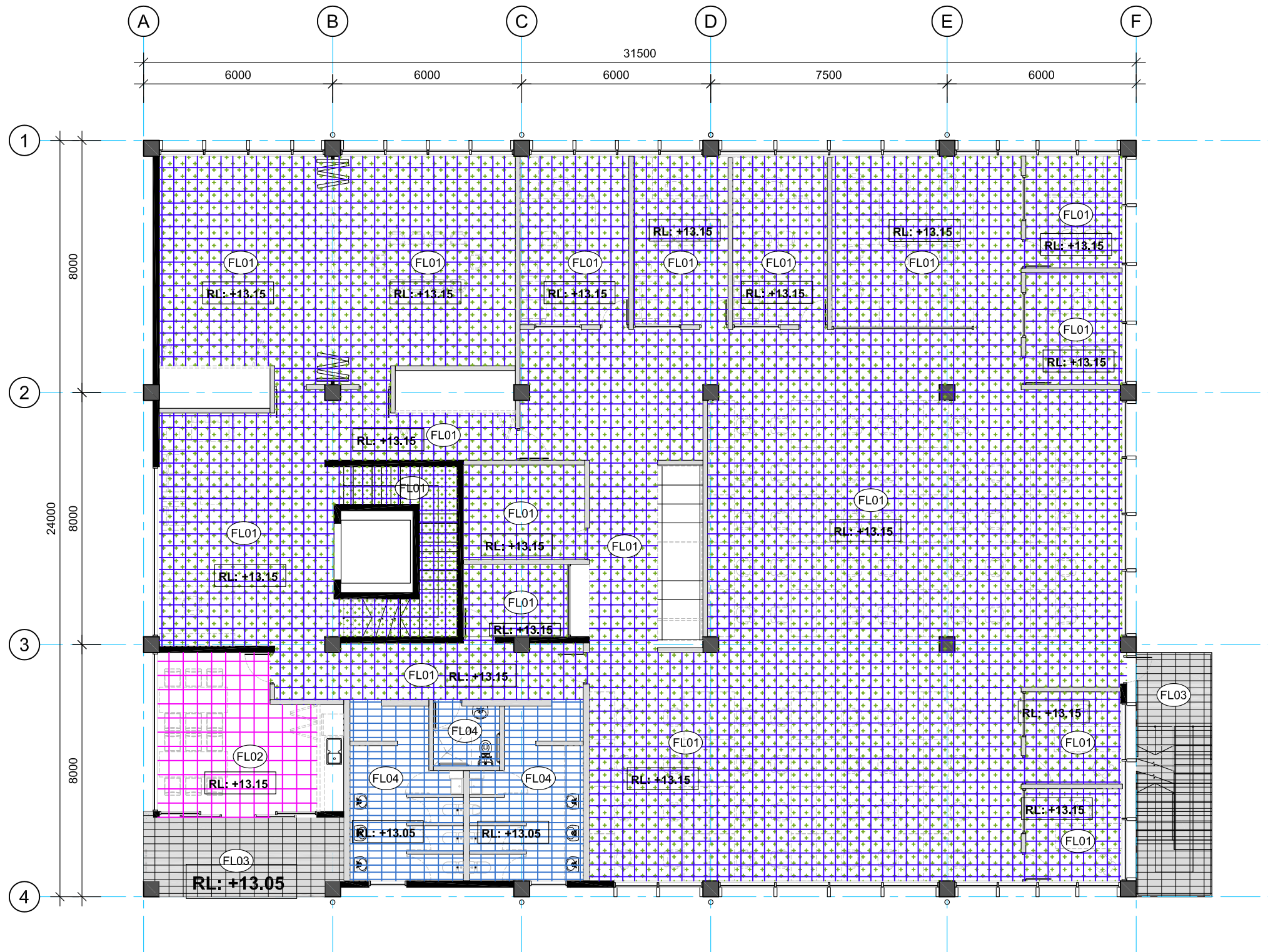
Checked -

Approved -

Project Number **22-21**

Drawing no. **A-A-MDL-105**

Revision -



**FLOOR FINISH NOTE:**

CONTRACTOR TO ENSURE ALL PREPARATIONS TO SUBSTRATES PRIOR TO INSTALLATION OF CARPET TILES TO FOLLOW STRICTLY TO MANUFACTURER'S SPECIFICATIONS.

CONTRACTOR TO ENSURE TILE ADHESIVE FOR ALL FLOOR TILES IN WET AREAS TO BE COMPATIBLE WITH WATERPROOF MEMBRANE. (RECOMMENDED PRODUCT- **GRIPSET 38FC** OR EQUIVALENT).  
COVERAGE TO ALL FLOOR & WALL TILES.


TILE LAYER TO CONFIRM SETOUT POINT WITH CLIENT/ ARCHITECT PRIOR TO LAYING.


PRIOR TO ORDER, ANY EQUIVALENT MATERIAL OR PRODUCT PROPOSED BY THE CONTRACTOR, TO BE SUBMITTED TO THE SUPERINTENDENT FOR APPROVAL. CONTRACTOR TO FULLY SUPPLY SPECIFICATIONS AND DETAILS OF THE PROPOSED PRODUCT.


CONTRACTOR TO NOTE AND SUBMIT SUPPLIER'S CERTIFICATION/ WARRANTIES/MANUALS/DATA SHEET ( FOR MATERIAL/MAINTENANCE & INSTALLATION) OF SIKA FINISH, PAINT FINISH, TILE ADHESIVE, WATER PROOF & VAPOUR BARRIER SHEET.


CONTRACTOR TO PROVIDE/SUBMIT INFORMATION ON ALLOWANCE FOR EXCESS/EXTRA ORDER OF MATERIALS AND HANDOVER EXCESS MATERIAL TO CLIENT AFTER COMPLETION.


**FLOOR FINISH LEGEND:**

**FL01 - FLOOR TYPE 01**  

**JACOBSEN SHAW PACIFIC RANGE HEAVY DUTY COMMERCIAL CARPET TILES** ON APPROVED UNDERLAY WITH DTA ALUMINUM CARPET TRIMS ON PREPARED LEVELED CONCRETE FLOOR SLAB. SETOUT & COLOUR TO BE CONFIRMED ON SITE.

**FL02 - FLOOR TYPE 02**  

 SELECTED 600X600 PORCELAIN FLOOR TILES. SETOUT TO BE CONFIRMED ON SITE PROVIDE METAL EDGING ON EXPOSED EDGE. **TILE RATING R9.**

**FL03 - FLOOR TYPE 03**  

 SELECTED 600X300 PORCELAIN OUTDOOR ENTRY & STAIRS AREA FLOOR TILES. SETOUT TO BE CONFIRMED ON SITE. PROVIDE METAL EDGING ON EXPOSED EDGE. **TILE RATING R11.**

**FL04 - FLOOR TYPE 04**  

 SELECTED 600X300 WET AREA PORCELAIN FLOOR TILES. SETOUT TO BE CONFIRMED ON SITE PROVIDE METAL EDGING ON EXPOSED EDGE & NOSING TILE ON STAIRS. **TILE RATING R10.**

**FL05 - FLOOR TYPE 05**  

 BASEMENT, CARPARK & SERVICES - STEEL TROWEL FINISH TO REINFORCED CONCRETE SLAB WITH **SIKAFLOOR® CUREHARD 24** SEALER OVER OR EQUALLY APPROVED.

COPYRIGHT In all drawings, specifications and other documents and in the work executed from them remains the property of MAISURIA DESIGN LTD. DIMENSIONS Confirm all dimensions and profiles with Architectural drawings. Do not scale the drawings. If unsure about anything please ask for clarification.

File Location : Office server\2022\22-21 SPC Nabua Office, Suva

Revision		
No/Rev		Date

Client : **PACIFIC COMMUNITY (SPC)**

Project : **SPC OFFICE, NABUA, SUVA**

Civil Engineers & Structural Engineers



Service Engineers :



Project Managers:

Consulting Architect:



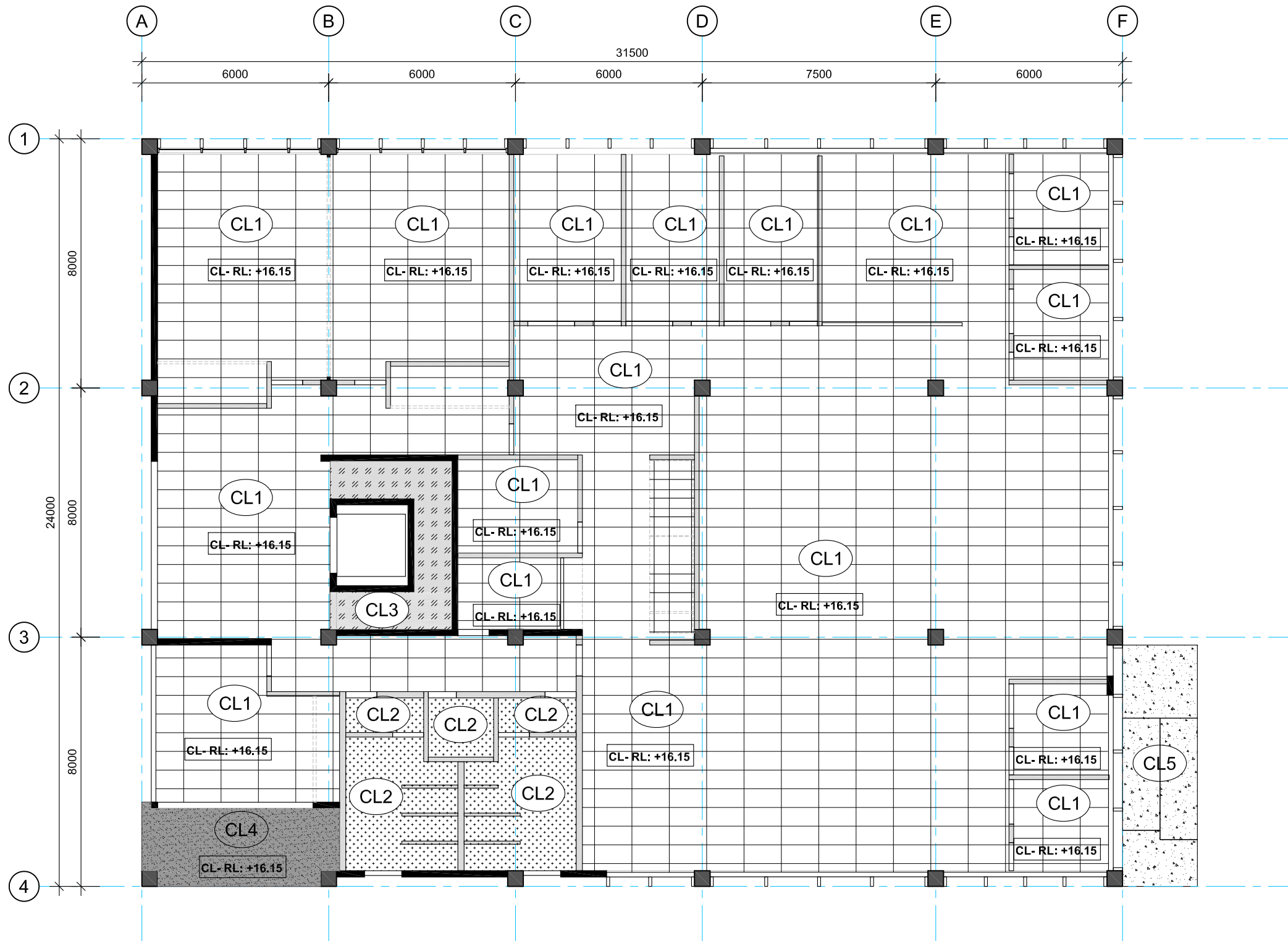
Sheet Title  
**FIRST FLOOR FINISHES PLAN**

Scale 1:150@A3  
 Date 09 - 12 - 2022  
 Drawn SW/ JL  
 Checked -  
 Approved -

Project Number  
**22-21**

Drawing no.  
**A-A-MDL-106**

Revision  
-



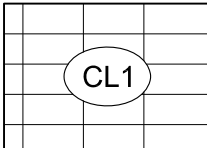

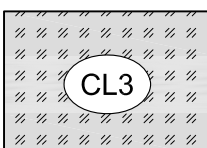
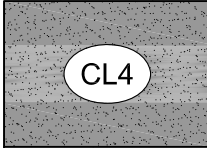
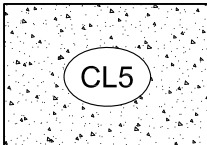
**CEILING NOTES:**

ALL PROPRIETARY CEILING SYSTEMS ARE TO BE INSTALLED IN STRICT ACCORDANCE WITH THE MANUFACTURERS SPECIFICATIONS.

CONTRACTOR TO VERIFY ALL CHANGES TO CEILING AND SUPPLY MDL WITH CHANGES REQUIRED FOR COMPLIANCE.

REFLECTED CEILING DRAWING IS ONLY AN INDICATION OF THE DESIGNERS INTENT.

CEILING CONCEPT IS TO REMAIN AS DRAWN WHERE POSSIBLE WITH ALLOWANCE FOR CHANGES TO MECHANICAL AND ELECTRICAL ENGINEERS LAYOUTS.

- CEILING FINISH LEGEND:**
- 
 ARMSTRONG ULTIMA® 1200X600 ON PRELUDE XL 24mm EXPOSED TEE GRID SUSPENDED SYSTEM OR EQUIVALENT. SQUARE LAY-IN. INSTALLED & FINISHED STRICTLY TO MANUFACTURERS SPECIFICATIONS.
  - 
 13mm GIB® AQUALINE PLASTER BOARD CEILING LINING ON RONDO KEY-LOCK® CONCEALED SUSPENDED CEILING SYSTEM. INSTALLED & FINISHED STRICTLY TO MANUFACTURERS SPECIFICATIONS WITH 10mm SHADOW LINE TO ALL EDGES. STOPPED LEVEL 5 PAINT FINISH.
  - 
 13mm GIB® STANDARD PLASTER BOARD CEILING LINING ON RONDO KEY-LOCK® CONCEALED SUSPENDED CEILING SYSTEM. INSTALLED & FINISHED STRICTLY TO MANUFACTURERS SPECIFICATIONS WITH 10mm SHADOW LINE TO ALL EDGES. STOPPED LEVEL 5 PAINT FINISH.
  - 
 6mm VILLABOARD® SOFFIT LINING RECESSED EDGE ON STEEL FRAMING. FLUSH JOINT TREATMENT TO JOINTS. INSTALLED & FINISHED STRICTLY TO MANUFACTURERS SPECIFICATIONS (REFER MANUFACTURERS FLUSH JOINT TREATMENT MANUAL). STOPPED LEVEL SELECTED PAINT FINISH.
  - 
 STRUCTURAL CONCRETE UNDERSIDE SLAB. SURFACE TO BE NEATLY PRESENTED.

COPYRIGHT In all drawings, specifications and other documents and in the work executed from them remains the property of MAISURIA DESIGN LTD. DIMENSIONS Confirm all dimensions and profiles with Architectural drawings. Do not scale the drawings. If unsure about anything please ask for clarification.

File Location : Office server\2022\22-21 SPC Nabua Office, Suva

Revision		
No.	Rev	Date

Client : **PACIFIC COMMUNITY (SPC)**

Project : **SPC OFFICE, NABUA, SUVA**

Civil Engineers & Structural Engineers

**hijacob**  
Civil and Structural Engineers - Project Planners

Unit 2, 20th Floor, Victoria Parade, Suva, Fiji Islands. Phone: (679) 3306 038 Fax: (679) 3306 039

Unit 11, 25 Davis St, Nassau, Auckland, New Zealand. Phone: (649) 377 5622 Fax: (649) 375 0266

Service Engineers :

**IAP**  
IRWIN ALSOP PACIFIC LTD  
110 DONOVAN ROAD, SUVA, FIJI ISLANDS  
SAVANILLA, FIJI  
TELEPHONE: +679 330 3000  
FACSIMILE: +679 330 3001  
EMAIL: IAP@IAP.COM.FI

Project Managers:

Consulting Architect:

ARCHITECTS

**MD**

MAISURIA DESIGN LTD  
Architects+Planners+Interior Design+Project Management  
Phone +679 6720 000 Mobile +679 7990 703 P.O.Box 195, Nadi

Sheet Title

**FIRST FLOOR REFLECTED CEILING PLAN**

Scale 1:150@A3

Date 09 - 12 - 2022

Drawn SW/ JL

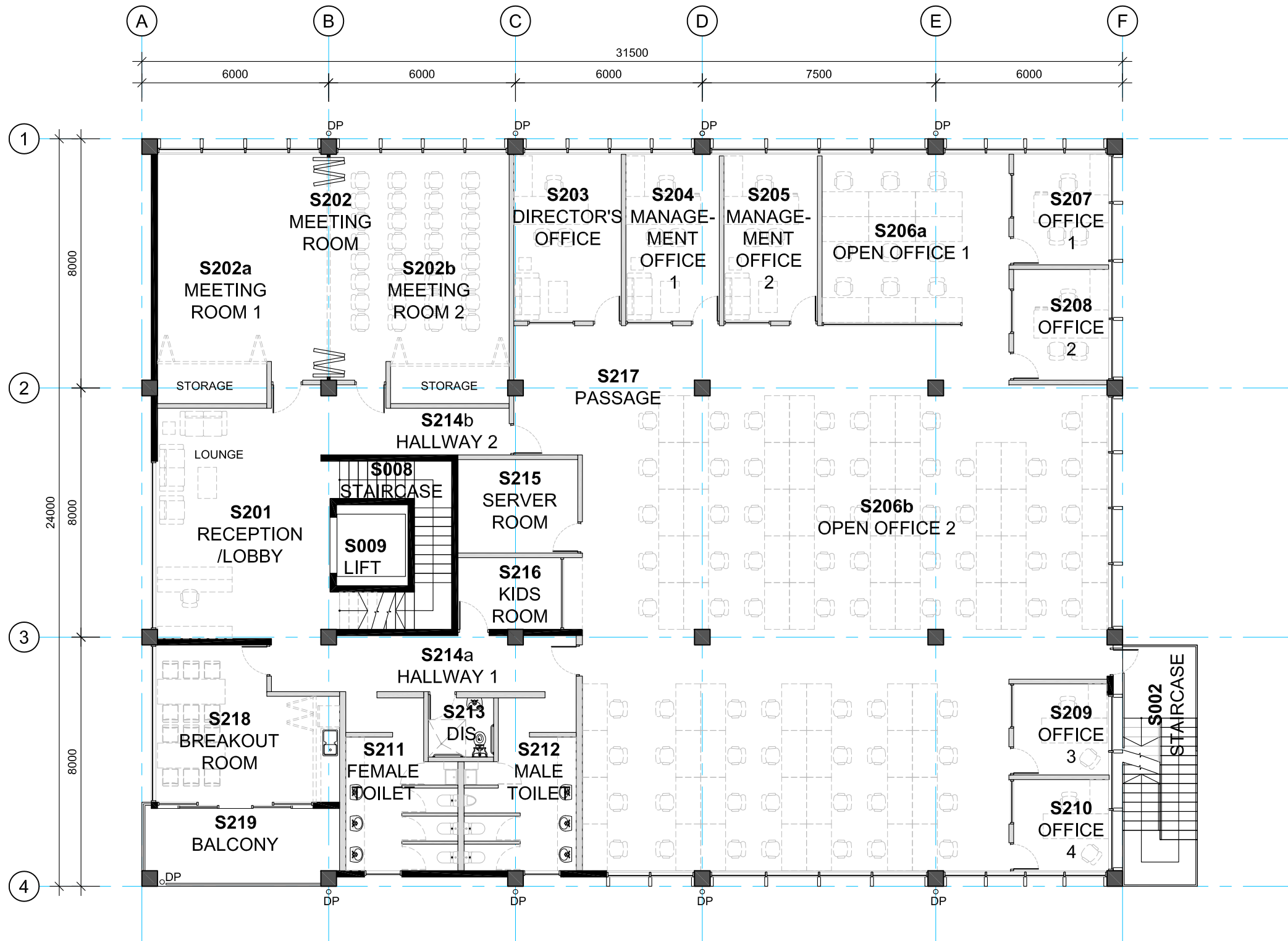
Checked -

Approved -

Project Number **22-21**

Drawing no. **A-A-MDL-107**

Revision -



SCHEDULE OF AREAS	
S002 STAIRCASE.....	17m <sup>2</sup>
S008 STAIRCASE.....	14.1m <sup>2</sup>
S009 LIFT .....	8.1m <sup>2</sup>
S201 RECEPTION/ LOBBY .....	41m <sup>2</sup>
S202 MEETING.....	88.2m <sup>2</sup>
S202a MEETING ROOM 1.....	47.5m <sup>2</sup>
S202b MEETING ROOM 2.....	41.7m <sup>2</sup>
S203 DIRECTOR'S OFFICE.....	21m <sup>2</sup>
S204 MANAGEMENT OFFICE 1.....	18.1m <sup>2</sup>
S205 MANAGEMENT OFFICE 2.....	18m <sup>2</sup>
S206 OPEN OFFICE.....	271m <sup>2</sup>
S206a OPEN OFFICE 1.....	35m <sup>2</sup>
S206b OPEN OFFICE 2.....	236m <sup>2</sup>
S207 OFFICE 1 .....	13m <sup>2</sup>
S208 OFFICE 2 .....	13m <sup>2</sup>
S209 OFFICE 3 .....	11m <sup>2</sup>
S210 OFFICE 4 .....	11m <sup>2</sup>
S211 FEMALE TOILET.....	21m <sup>2</sup>
S212 MALE TOILET.....	21m <sup>2</sup>
S213 DISABLE'S TOILET.....	5.4m <sup>2</sup>
S214 HALLWAY.....	39.2m <sup>2</sup>
S214a HALLWAY 1.....	17.7m <sup>2</sup>
S214b HALLWAY 2.....	21.5m <sup>2</sup>
S215 SERVER ROOM.....	12.3m <sup>2</sup>
S216 KIDS ROOM.....	10.3m <sup>2</sup>
S217 PASSAGE .....	48.4m <sup>2</sup>
S218 BREAKOUT ROOM .....	29.3m <sup>2</sup>
S219 BALCONY .....	16m <sup>2</sup>
<b>TOTAL FIRST FLOOR</b> .....	<b>747.4m<sup>2</sup></b>

**GENERAL NOTE:**

THIS DRAWING IS INDICATIVE ONLY AND SHALL ONLY BE USED AS A GUIDELINE FOR THE FINAL DETAILS AND DRAWINGS TO BE PRODUCED BY THE SELECTED SPECIALISED MANUFACTURER OR SUB-CONTRACTOR.

THIS DRAWING MUST BE READ IN CONJUNCTION WITH AND BE CO-ORDIANTE WITH OTHER FLOOR PLANS, SECTIONS AND ELEVATIONS FOR DIMENSIONS AND SPANS.

SITE CHECK ALL DIMENSIONS BEFORE STARTING WORK. REPORT ANY DISCREPANCIES TO THE RESPECTIVE ENGINEER/ ARCHITECT FOR DECISION/ CLARIFICATION BEFORE PROCEEDING WITH WORKS.

ROOF LEGEND	
DP	150Ø PVC DOWN PIPE WITH 'MUNZING' CLIPS @ 1200CRS.

WALL TYPE LEGEND:	
	200mm BLOCK WALL WITH SMOOTH & HARD PLASTER AND SELECTED PAINT FINISH. REFER TO FINISHES SCHEDULE & SPECIFICATION & NUMBER 0611 & 0671
	150mm BLOCK WALL WITH SMOOTH & HARD PLASTER AND SELECTED PAINT FINISH. REFER TO FINISHES SCHEDULE & SPECIFICATION & NUMBER 0611 & 0671
	ENCASED STRUCTURAL STEEL FRAMING AS PER ENGINEER'S DESIGN. SMOOTH & HARD PLASTER FINISH REFER TO FINISHES SCHEDULE & SPECIFICATION & NUMBER 0611 & 0671

COPYRIGHT In all drawings, specifications and other documents and in the work executed from them remains the property of MAISURIA DESIGN LTD. DIMENSIONS Confirm all dimensions and profiles with Architectural drawings. Do not scale the drawings. If unsure about anything please ask for clarification.

File Location : Office server\2022\22-21 SPC Nabua Office, Suva

Revision		
No/Rev		Date

Client : **PACIFIC COMMUNITY (SPC)**

Project : **SPC OFFICE, NABUA, SUVA**

Civil Engineers & Structural Engineers

**hijacob**

Level 2, 20th Floor, Victoria Parade, Suva, Fiji Islands. Phone: (679) 3305 038 Fax: (679) 3305 039

Service Engineers :

**IAP**

IRWIN ALSOP PACIFIC LTD  
110 SOMERVELL COURT  
SUVA, FIJI ISLANDS  
TEL: (679) 330 3000  
FAX: (679) 330 3001  
EMAIL: IAP@IAP.COM.FI

Project Managers:

Consulting Architect:

ARCHITECTS

**MD**

**MAISURIA DESIGN LTD**

Architects+Planners+Interior Design+Project Management  
Phone +679 6720 000 Mobile +679 7990 703 P.O.Box 195, Nadi

Sheet Title

**SECOND FLOOR LAYOUT PLAN**

Scale 1:150@A3

Date 09 - 12 - 2022

Drawn SW/ JL

Checked -

Approved -

Project Number

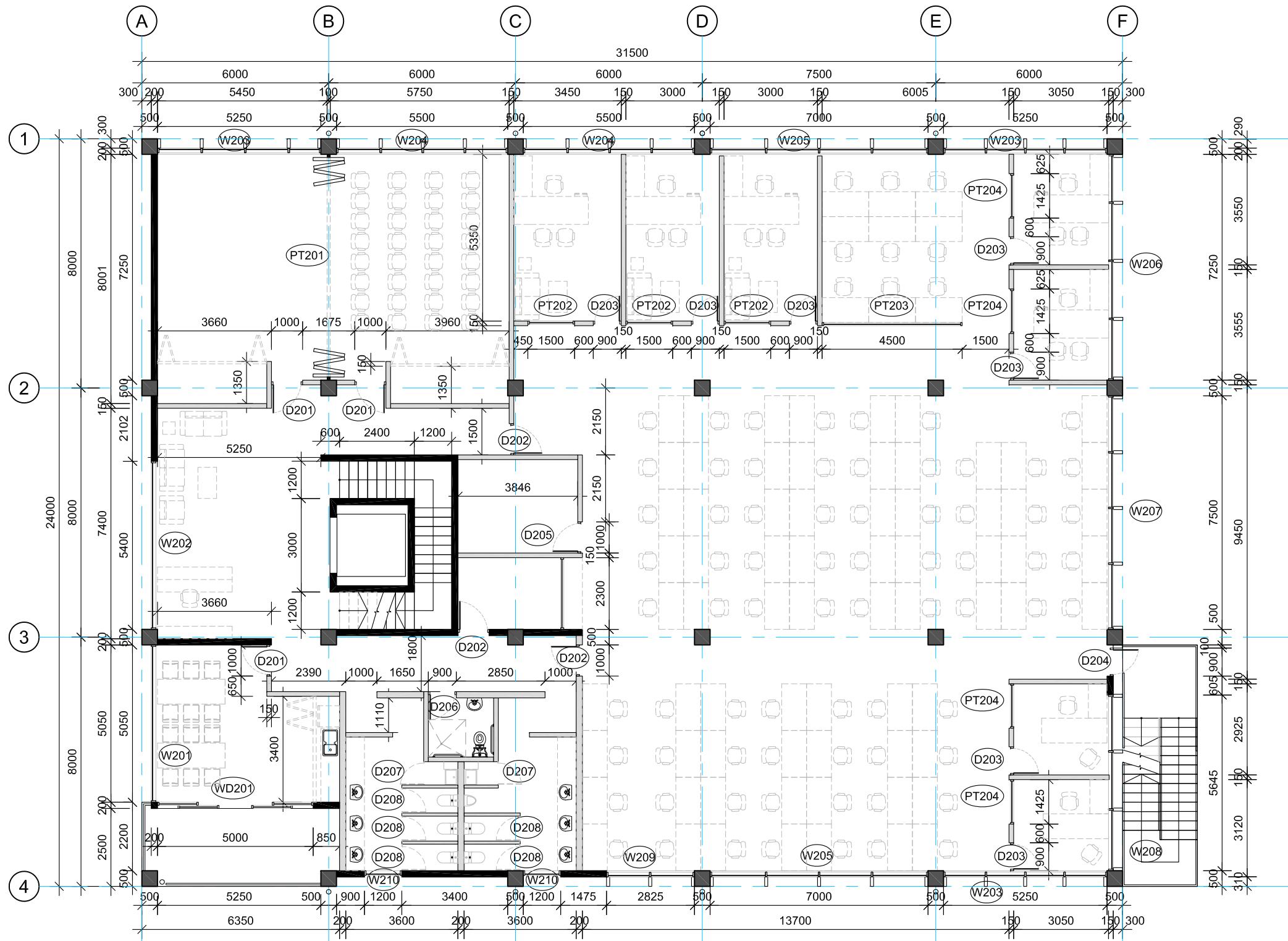
**22-21**

Drawing no.

**A-A-MDL-108**

Revision

-



**GENERAL NOTE:**  
 THIS DRAWING IS INDICATIVE ONLY AND SHALL ONLY BE USED AS A GUIDELINE FOR THE FINAL DETAILS AND DRAWINGS TO BE PRODUCED BY THE SELECTED SPECIALISED MANUFACTURER OR SUB-CONTRACTOR.

THIS DRAWING MUST BE READ IN CONJUNCTION WITH AND BE CO-ORDINATE WITH OTHER FLOOR PLANS, SECTIONS AND ELEVATIONS FOR DIMENSIONS AND SPANS.

SITE CHECK ALL DIMENSIONS BEFORE STARTING WORK. REPORT ANY DISCREPANCIES TO THE RESPECTIVE ENGINEER/ ARCHITECT FOR DECISION/ CLARIFICATION BEFORE PROCEEDING WITH WORKS.

**QUANTITY SCHEDULE OF WINDOWS & DOORS**

WINDOW/ DOOR #	QTY
WD201 .....	1
D201 .....	3
D202 .....	3
D203 .....	7
D204 .....	1
D205 .....	1
D206 .....	1
D207 .....	2
D208 .....	5
W201 .....	1
W202 .....	1
W203 .....	3
W204 .....	2
W205 .....	2
W206 .....	1
W207 .....	1
W208 .....	1
W209 .....	1
W210 .....	2
PT201 .....	1
PT202 .....	3
PT203 .....	1
PT204 .....	4

COPYRIGHT In all drawings, specifications and other documents and in the work executed from them remains the property of MAISURIA DESIGN LTD. DIMENSIONS Confirm all dimensions and profiles with Architectural drawings. Do not scale the drawings. If unsure about anything please ask for clarification.

File Location : Office server\2022\22-21 SPC Nabua Office, Suva

Revision		
No/Rev		Date

Client : **PACIFIC COMMUNITY (SPC)**

Project : **SPC OFFICE, NABUA, SUVA**

Civil Engineers & Structural Engineers

**hijacob**  
 Chief Structural Engineers Project Partners

Level 2, 20th Floor, Victoria Park, Suva, Fiji  
 Phone: +679 330 038 Fax: +679 330 039

Service Engineers : **IAP**  
 IRWIN ALSOP PACIFIC LTD  
 10 DONOVAN ROAD, SUVA, FIJI ISLANDS  
 SUVA, FIJI ISLANDS  
 TELEPHONE: +679 330 3000  
 FACSIMILE: +679 330 3001  
 EMAIL: CS@IAP.COM.FI

Project Managers:

Consulting Architect:

ARCHITECTS

**MD**

**MAISURIA DESIGN** LTD  
 Architects+Planners+Interior Design+Project Management  
 Phone +679 6720 000 Mobile +679 7990 703 P.O.Box 195, Nadi

Sheet Title

**SECOND FLOOR SETOUT PLAN**

Scale 1:150@A3

Date 09 - 12 - 2022

Drawn SW/ JL

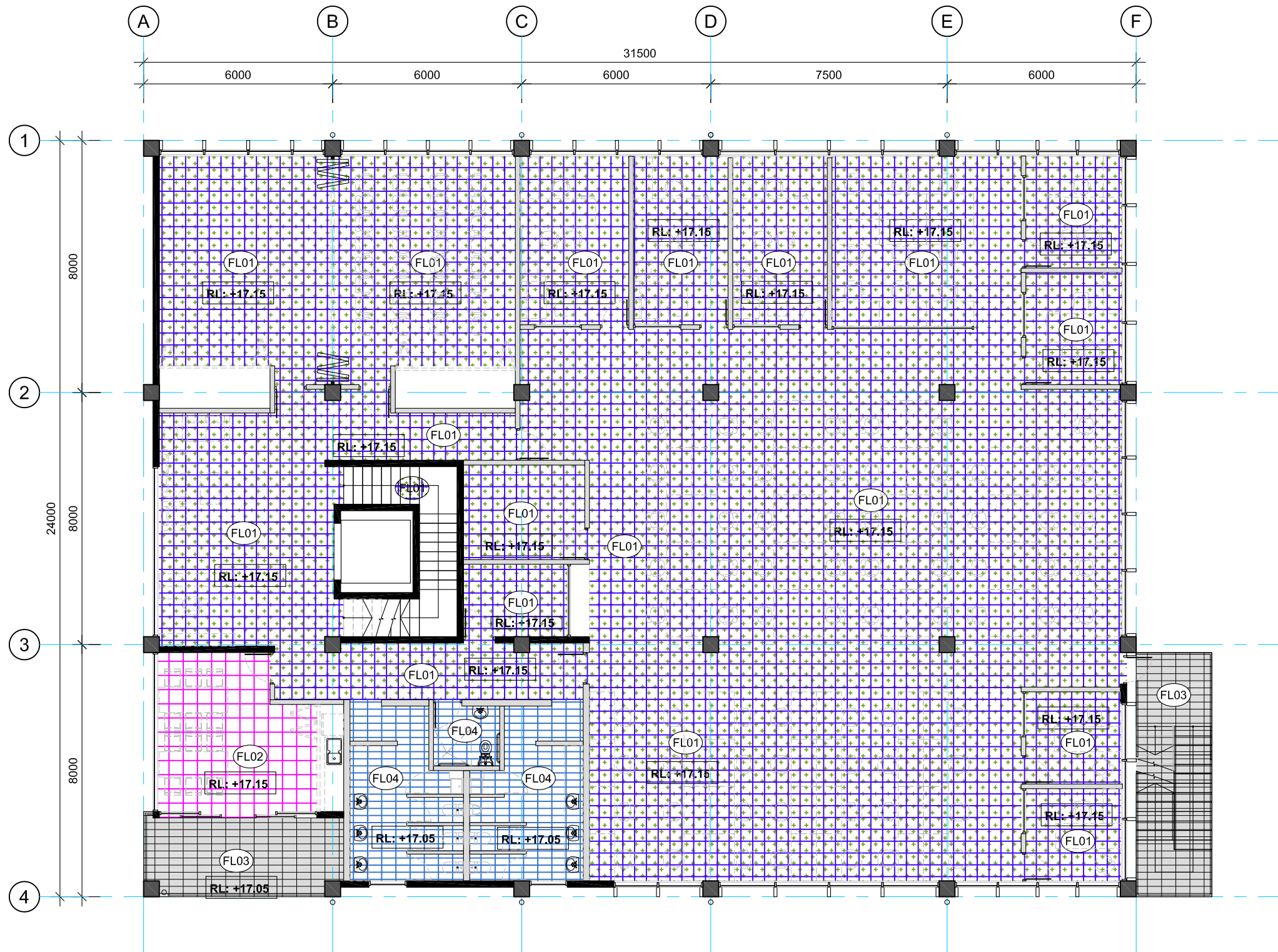
Checked -

Approved -

Project Number **22-21**

Drawing no. **A-A-MDL-109**

Revision -



**FLOOR FINISH NOTE:**

CONTRACTOR TO ENSURE ALL PREPARATIONS TO SUBSTRATES PRIOR TO INSTALLATION OF CARPET TILES TO FOLLOW STRICTLY TO MANUFACTURER'S SPECIFICATIONS.

CONTRACTOR TO ENSURE TILE ADHESIVE FOR ALL FLOOR TILES IN WET AREAS TO BE COMPATIBLE WITH WATERPROOF MEMBRANE. (RECOMMENDED PRODUCT- **GRIPSET 38FC** OR EQUIVALENT).  
COVERAGE TO ALL FLOOR & WALL TILES.






TILE LAYER TO CONFIRM SETOUT POINT WITH CLIENT/ ARCHITECT PRIOR TO LAYING.

PRIOR TO ORDER, ANY EQUIVALENT MATERIAL OR PRODUCT PROPOSED BY THE CONTRACTOR, TO BE SUBMITTED TO THE SUPERINTENDENT FOR APPROVAL. CONTRACTOR TO FULLY SUPPLY SPECIFICATIONS AND DETAILS OF THE PROPOSED PRODUCT.

CONTRACTOR TO NOTE AND SUBMIT SUPPLIER'S CERTIFICATION/ WARRANTIES/MANUALS/DATA SHEET ( FOR MATERIAL/MAINTENANCE & INSTALLATION) OF SIKA FINISH, PAINT FINISH, TILE ADHESIVE, WATER PROOF & VAPOUR BARRIER SHEET.

CONTRACTOR TO PROVIDE/SUBMIT INFORMATION ON ALLOWANCE FOR EXCESS/EXTRA ORDER OF MATERIALS AND HANDOVER EXCESS MATERIAL TO CLIENT AFTER COMPLETION.


**FLOOR FINISH LEGEND:**


- 
**FL01 - FLOOR TYPE 01**  
**JACOBSEN SHAW PACIFIC RANGE HEAVY DUTY COMMERCIAL CARPET TILES** ON APPROVED UNDERLAY WITH DTA ALUMINUM CARPET TRIMS ON PREPARED LEVELED CONCRETE FLOOR SLAB. SETOUT & COLOUR TO BE CONFIRMED ON SITE.
- 
**FL02 - FLOOR TYPE 02**  
 SELECTED 600X600 PORCELAIN FLOOR TILES. SETOUT TO BE CONFIRMED ON SITE PROVIDE METAL EDGING ON EXPOSED EDGE. **TILE RATING R9.**
- 
**FL03 - FLOOR TYPE 03**  
 SELECTED 600X300 PORCELAIN OUTDOOR ENTRY & STAIRS AREA FLOOR TILES. SETOUT TO BE CONFIRMED ON SITE. PROVIDE METAL EDGING ON EXPOSED EDGE. **TILE RATING R11.**
- 
**FL04 - FLOOR TYPE 04**  
 SELECTED 600X300 WET AREA PORCELAIN FLOOR TILES. SETOUT TO BE CONFIRMED ON SITE PROVIDE METAL EDGING ON EXPOSED EDGE & NOSING TILE ON STAIRS. **TILE RATING R10.**
- 
**FL05 - FLOOR TYPE 05**  
 BASEMENT, CARPARK & SERVICES - STEEL TROWEL FINISH TO REINFORCED CONCRETE SLAB WITH **SIKAFLOOR® CUREHARD 24** SEALER OVER OR EQUALLY APPROVED.

COPYRIGHT In all drawings, specifications and other documents and in the work executed from them remains the property of MAISURIA DESIGN LTD. DIMENSIONS Confirm all dimensions and profiles with Architectural drawings. Do not scale the drawings. If unsure about anything please ask for clarification.  
File Location : Office server\2022\22-21 SPC Nabua Office, Suva

Revision		
No/Rev		Date

Client : **PACIFIC COMMUNITY (SPC)**  
Project : **SPC OFFICE, NABUA, SUVA**

Civil Engineers & Structural Engineers  
  
 Local Office: 15/16/17/18/19/20/21/22/23/24/25/26/27/28/29/30/31/32/33/34/35/36/37/38/39/40/41/42/43/44/45/46/47/48/49/50/51/52/53/54/55/56/57/58/59/60/61/62/63/64/65/66/67/68/69/70/71/72/73/74/75/76/77/78/79/80/81/82/83/84/85/86/87/88/89/90/91/92/93/94/95/96/97/98/99/100  
 25 Davis St, Nadi  
 Phone: +675 332 538  
 Fax: +675 332 539

Service Engineers :  
  
 IRWIN ALSOP PACIFIC LTD  
 15/16/17/18/19/20/21/22/23/24/25/26/27/28/29/30/31/32/33/34/35/36/37/38/39/40/41/42/43/44/45/46/47/48/49/50/51/52/53/54/55/56/57/58/59/60/61/62/63/64/65/66/67/68/69/70/71/72/73/74/75/76/77/78/79/80/81/82/83/84/85/86/87/88/89/90/91/92/93/94/95/96/97/98/99/100  
 SAMUELA, FIJI  
 TELEPHONE: +675 332 538  
 FAX: +675 332 539  
 EMAIL: info@irwinalsop.com

Project Managers:  
Consulting Architect:

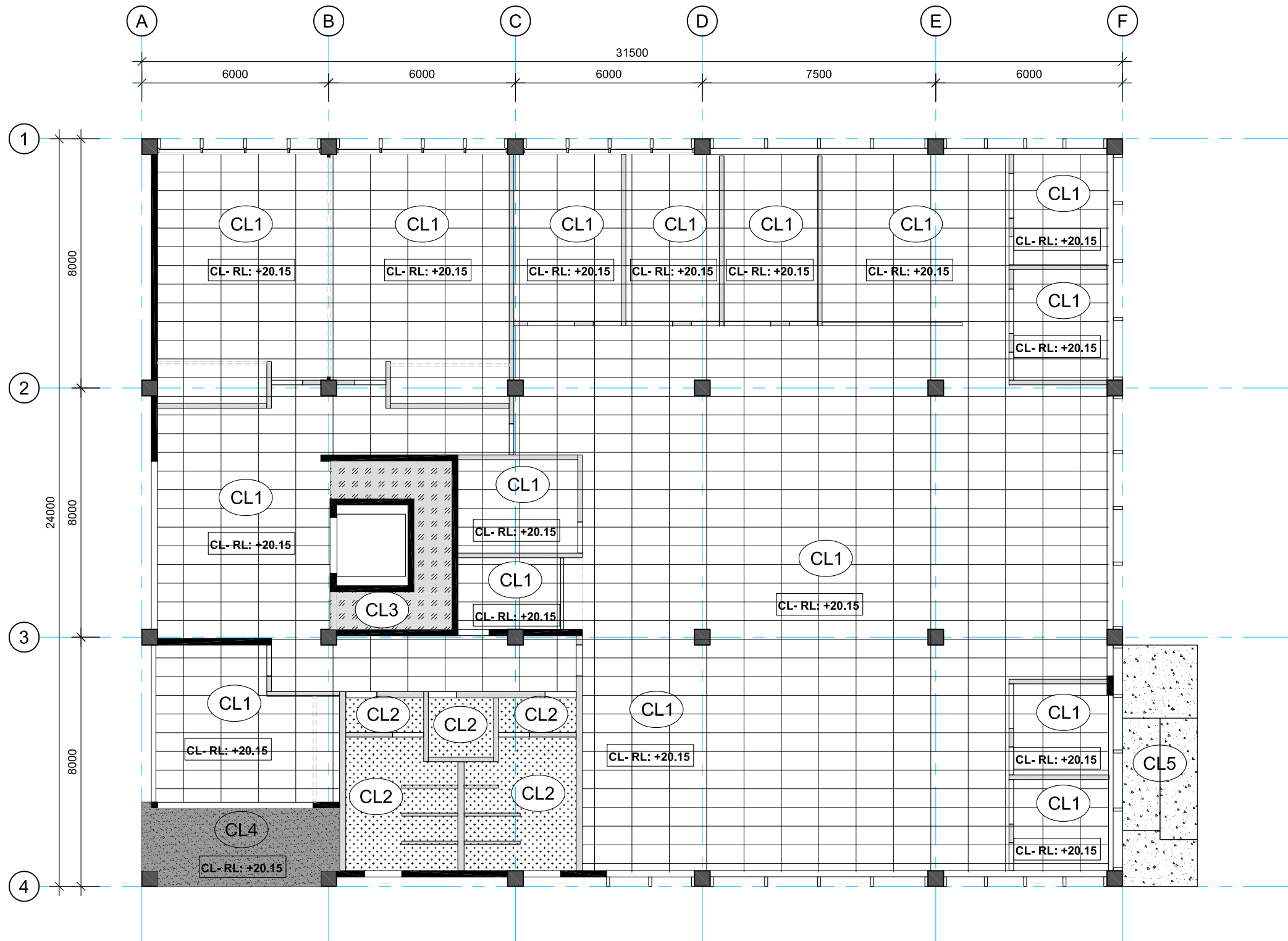
ARCHITECTS  
  
**MAISURIA DESIGN LTD**  
 Architects+Planners+Interior Design+Project Management  
 Phone +675 6720 000 Mobile +675 7990 703 P.O.Box 195, Nadi

Sheet Title  
**SECOND FLOOR FINISHES PLAN**

Scale 1:150@A3  
Date 09-12-2022  
Drawn SW/ JL  
Checked -  
Approved -

Project Number  
**22-21**  
Drawing no.  
**A-A-MDL-110**  
Revision  
-





**CEILING NOTES:**

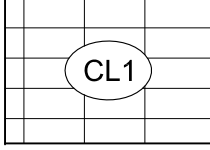
ALL PROPRIETARY CEILING SYSTEMS ARE TO BE INSTALLED IN STRICT ACCORDANCE WITH THE MANUFACTURERS SPECIFICATIONS.

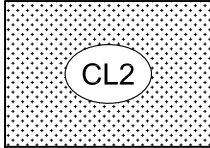
CONTRACTOR TO VERIFY ALL CHANGES TO CEILING AND SUPPLY MDL WITH CHANGES REQUIRED FOR COMPLIANCE.

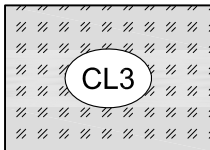
REFLECTED CEILING DRAWING IS ONLY AN INDICATION OF THE DESIGNERS INTENT.


CEILING CONCEPT IS TO REMAIN AS DRAWN WHERE POSSIBLE WITH ALLOWANCE FOR CHANGES TO MECHANICAL AND ELECTRICAL ENGINEERS LAYOUTS.

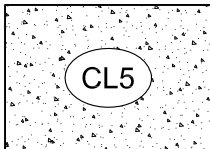
**CEILING FINISH LEGEND:**

- 

ARMSTRONG ULTIMA® 1200X600 ON PRELUDE XL 24mm EXPOSED TEE GRID SUSPENDED SYSTEM OR EQUIVALENT. SQUARE LAY-IN. INSTALLED & FINISHED STRICTLY TO MANUFACTURERS SPECIFICATIONS.
- 

13mm GIB® AQUALINE PLASTER BOARD CEILING LINING ON RONDO KEY-LOCK® CONCEALED SUSPENDED CEILING SYSTEM. INSTALLED & FINISHED STRICTLY TO MANUFACTURERS SPECIFICATIONS WITH 10mm SHADOW LINE TO ALL EDGES. STOPPED LEVEL 5 PAINT FINISH.
- 

13mm GIB® STANDARD PLASTER BOARD CEILING LINING ON RONDO KEY-LOCK® CONCEALED SUSPENDED CEILING SYSTEM. INSTALLED & FINISHED STRICTLY TO MANUFACTURERS SPECIFICATIONS WITH 10mm SHADOW LINE TO ALL EDGES. STOPPED LEVEL 5 PAINT FINISH.
- 

6mm VILLABOARD® SOFFIT LINING RECESSED EDGE ON STEEL FRAMING. FLUSH JOINT TREATMENT TO JOINTS. INSTALLED & FINISHED STRICTLY TO MANUFACTURERS SPECIFICATIONS (REFER MANUFACTURERS FLUSH JOINT TREATMENT MANUAL). STOPPED LEVEL SELECTED PAINT FINISH.
- 

STRUCTURAL CONCRETE UNDERSIDE SLAB. SURFACE TO BE NEATLY PRESENTED.

COPYRIGHT In all drawings, specifications and other documents and in the work executed from them remains the property of MAISURIA DESIGN LTD. DIMENSIONS Confirm all dimensions and profiles with Architectural drawings. Do not scale the drawings. If unsure about anything please ask for clarification.

File Location : Office server\2022\22-21 SPC Nabua Office, Suva

Revision		
No	Rev	Date

Client : **PACIFIC COMMUNITY (SPC)**

Project : **SPC OFFICE, NABUA, SUVA**

Civil Engineers & Structural Engineers



Service Engineers :



Project Managers:

Consulting Architect:



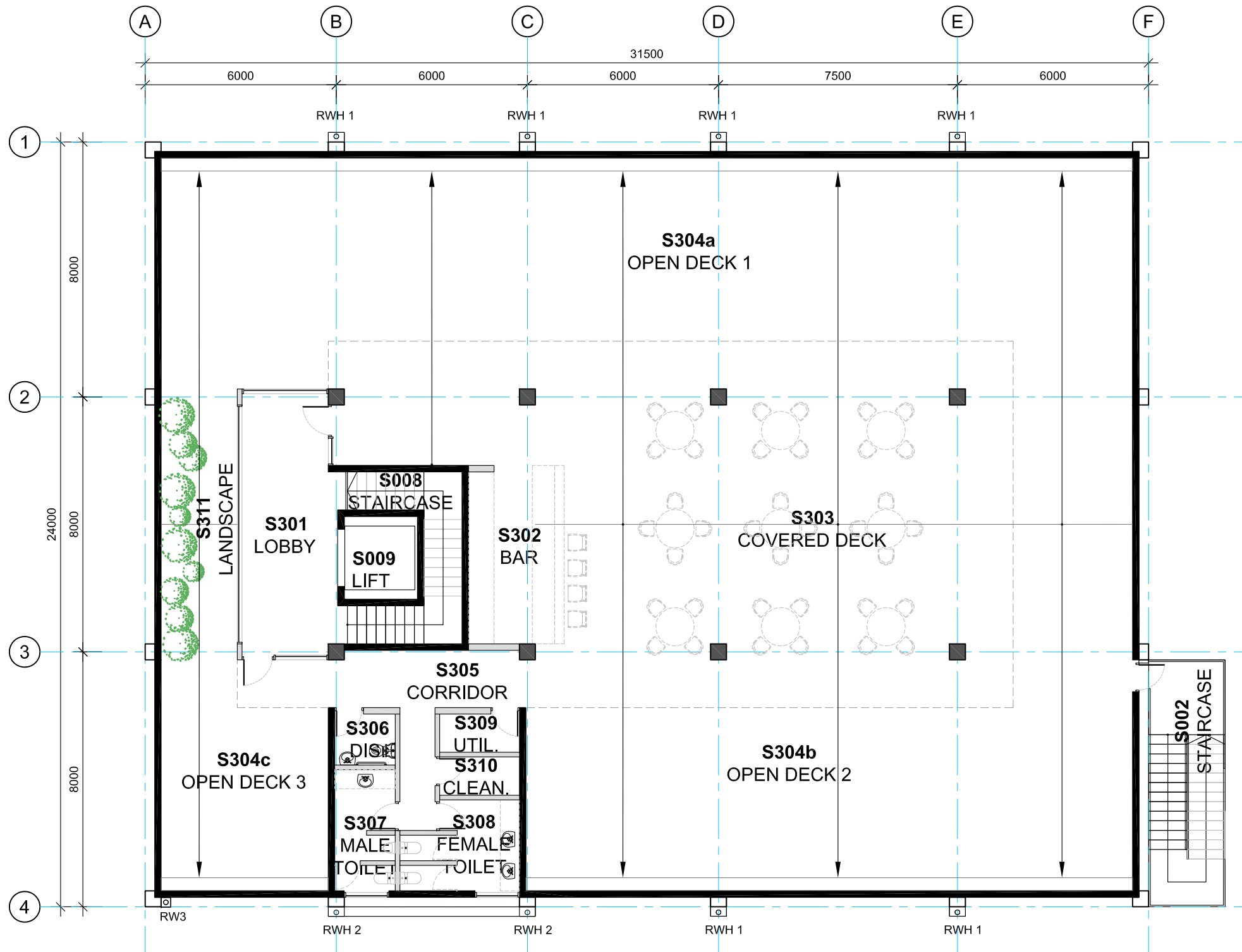
Sheet Title  
**SECOND FLOOR REFLECTED CEILING PLAN**

Scale 1:150@A3  
Date 09 - 12 - 2022  
Drawn SW/ JL  
Checked -  
Approved -

Project Number  
**22-21**

Drawing no.  
**A-A-MDL-111**

Revision  
-



SCHEDULE OF AREAS	
S002 STAIRCASE.....	17m <sup>2</sup>
S008 STAIRCASE.....	14.1m <sup>2</sup>
S009 LIFT .....	8.1m <sup>2</sup>
S301 LOBBY .....	28m <sup>2</sup>
S302 BAR .....	17m <sup>2</sup>
S303 COVERED DECK .....	194.2m <sup>2</sup>
S304 OPEN DECK.....	395m <sup>2</sup>
S304a OPEN DECK 1.....	216m <sup>2</sup>
S304b OPEN DECK 2.....	138m <sup>2</sup>
S304c OPEN DECK 3.....	41m <sup>2</sup>
S305 CORRIDOR.....	15.2m <sup>2</sup>
S306 DISABLE'S TOILET.....	4.4m <sup>2</sup>
S307 MALE TOILET.....	9m <sup>2</sup>
S308 FEMALE TOILET.....	11.2m <sup>2</sup>
S309 UTILITIES ROOM.....	4.4m <sup>2</sup>
S310 CLEANER'S ROOM.....	4m <sup>2</sup>
S311 LANDSCAPE.....	22.3m <sup>2</sup>
<b>TOTAL THIRD FLOOR AREA</b> :	<b>743.9m<sup>2</sup></b>

**GENERAL NOTE:**

THIS DRAWING IS INDICATIVE ONLY AND SHALL ONLY BE USED AS A GUIDELINE FOR THE FINAL DETAILS AND DRAWINGS TO BE PRODUCED BY THE SELECTED SPECIALISED MANUFACTURER OR SUB-CONTRACTOR.

THIS DRAWING MUST BE READ IN CONJUNCTION WITH AND BE CO-ORDINATE WITH OTHER FLOOR PLANS, SECTIONS AND ELEVATIONS FOR DIMENSIONS AND SPANS.

SITE CHECK ALL DIMENSIONS BEFORE STARTING WORK. REPORT ANY DISCREPANCIES TO THE RESPECTIVE ENGINEER/ ARCHITECT FOR DECISION/ CLARIFICATION BEFORE PROCEEDING WITH WORKS.

ROOF LEGEND	
RWH1	TYPE 1- SELECTED COLOURBOND® ULTRA RAINWATER HEAD FIXED STRICTLY TO MANUFACTURES SPECIFICATION. (SUPPLIER: ALL METAL OR EQUIVALENT. COLOUR TO BE CONFIRMED) REFER TO DETAILS A-A-MDL-400 SERIES.
RWH2	TYPE 2- SELECTED COLOURBOND® ULTRA RAINWATER HEAD FIXED STRICTLY TO MANUFACTURES SPECIFICATION. (SUPPLIER: ALL METAL OR EQUIVALENT. COLOUR TO BE CONFIRMED) REFER TO DETAILS A-A-MDL-400 SERIES.
RWH3	TYPE 3- SELECTED COLOURBOND® ULTRA RAINWATER HEAD FIXED STRICTLY TO MANUFACTURES SPECIFICATION. (SUPPLIER: ALL METAL OR EQUIVALENT. COLOUR TO BE CONFIRMED) REFER TO DETAILS A-A-MDL-400 SERIES.

WALL TYPE LEGEND:	
	200mm BLOCK WALL WITH SMOOTH & HARD PLASTER AND SELECTED PAINT FINISH. REFER TO FINISHES SCHEDULE & SPECIFICATION & NUMBER 0611 & 0671
	150mm BLOCK WALL WITH SMOOTH & HARD PLASTER AND SELECTED PAINT FINISH. REFER TO FINISHES SCHEDULE & SPECIFICATION & NUMBER 0611 & 0671
	ENCASED STRUCTURAL STEEL FRAMING AS PER ENGINEER'S DESIGN. SMOOTH & HARD PLASTER FINISH REFER TO FINISHES SCHEDULE & SPECIFICATION & NUMBER 0611 & 0671

COPYRIGHT In all drawings, specifications and other documents and in the work executed from them remains the property of MAISURIA DESIGN LTD. DIMENSIONS Confirm all dimensions and profiles with Architectural drawings. Do not scale the drawings. If unsure about anything please ask for clarification.

File Location : Office server\2022\22-21 SPC Nabua Office, Suva

Revision		
No.	Rev	Date

Client : **PACIFIC COMMUNITY (SPC)**

Project : **SPC OFFICE, NABUA, SUVA**

Civil Engineers & Structural Engineers

**hijacob**

Level 2, 1000th Street, Suva, Fiji

Phone: +679 3305 038 Fax: +679 3305 039

Service Engineers :

**IAP**

IRWIN ALSOP PACIFIC LTD

150 SHAW ROAD, SUVA, FIJI

Phone: +679 330 3000 Fax: +679 330 3001 Email: irwin@iapsuva.com

Project Managers:

Consulting Architect:

ARCHITECTS

**MD**

MAISURIA DESIGN LTD

Architects+Planners+Interior Design+Project Management

Phone +679 6720 000 Mobile +679 7990 703 P.O.Box 195, Nad

Sheet Title

**THIRD FLOOR LAYOUT PLAN**

Scale 1:150@A3

Date 09-12-2022

Drawn AC

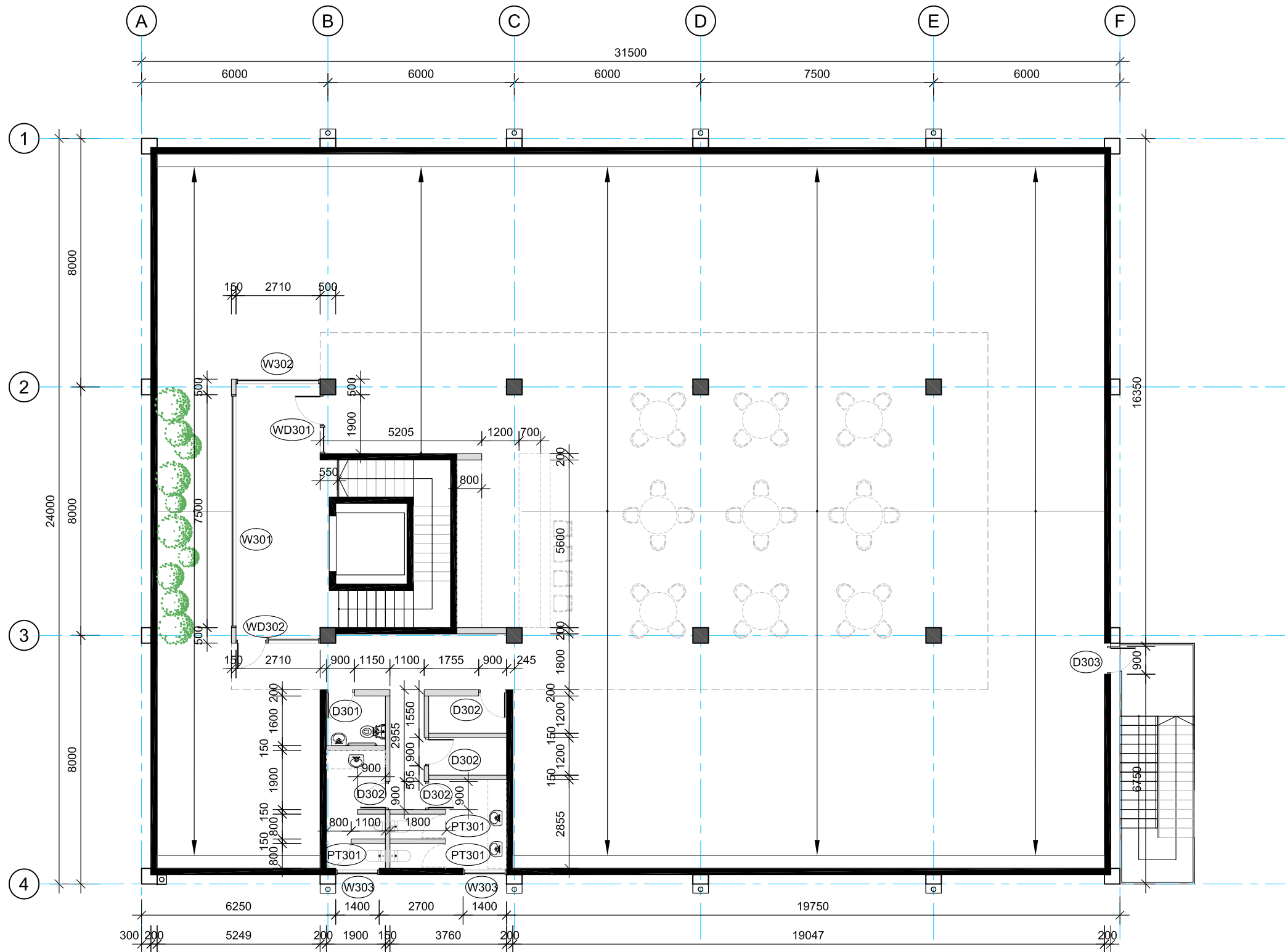
Checked -

Approved -

Project Number **22-21**

Drawing no. **A-A-MDL-112**

Revision -



**GENERAL NOTE:**

THIS DRAWING IS INDICATIVE ONLY AND SHALL ONLY BE USED AS A GUIDELINE FOR THE FINAL DETAILS AND DRAWINGS TO BE PRODUCED BY THE SELECTED SPECIALISED MANUFACTURER OR SUB-CONTRACTOR.

THIS DRAWING MUST BE READ IN CONJUNCTION WITH AND BE CO-ORDINATE WITH OTHER FLOOR PLANS, SECTIONS AND ELEVATIONS FOR DIMENSIONS AND SPANS.

SITE CHECK ALL DIMENSIONS BEFORE STARTING WORK. REPORT ANY DISCREPANCIES TO THE RESPECTIVE ENGINEER/ ARCHITECT FOR DECISION/ CLARIFICATION BEFORE PROCEEDING WITH WORKS.

**QUANTITY SCHEDULE OF WINDOWS & DOORS**

WINDOW/ DOOR #	QTY
WD301 .....	1
WD302 .....	3
D301 .....	1
D302 .....	4
D303 .....	1
PT301 .....	3
W301 .....	1
W302 .....	1
W303 .....	2

COPYRIGHT In all drawings, specifications and other documents and in the work executed from them remains the property of MAISURIA DESIGN LTD. DIMENSIONS Confirm all dimensions and profiles with Architectural drawings. Do not scale the drawings. If unsure about anything please ask for clarification.

File Location : Office server\2022\22-21 SPC Nabua Office, Suva

**Revision**

No	Rev	Date

Client : **PACIFIC COMMUNITY (SPC)**

Project : **SPC OFFICE, NABUA, SUVA**

Civil Engineers & Structural Engineers



Service Engineers :



Project Managers:

Consulting Architect:

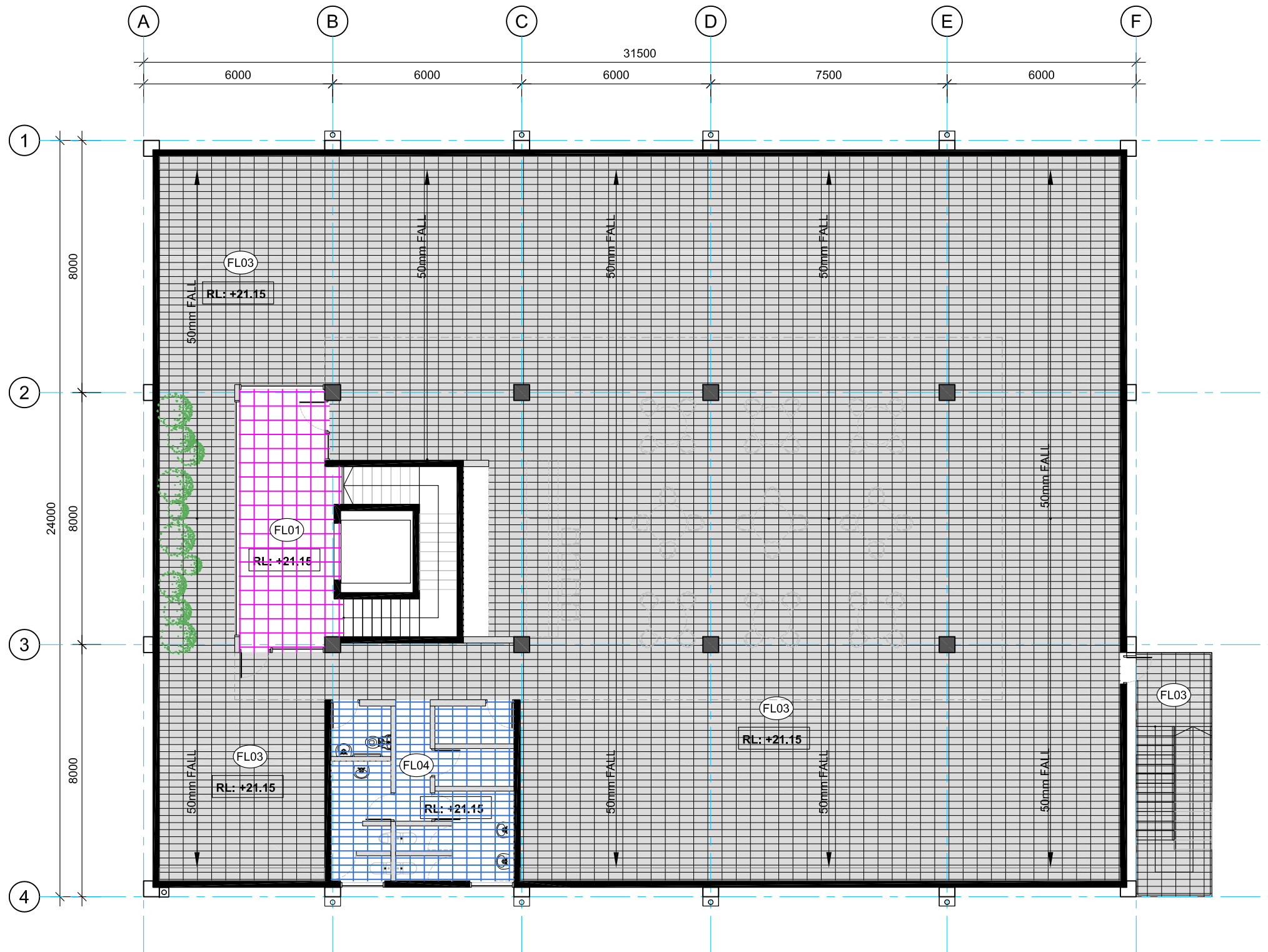


Sheet Title  
**THIRD FLOOR SETOUT PLAN**

Scale 1:150@A3  
Date 09 - 12 - 2022  
Drawn AC  
Checked -  
Approved -

Project Number  
**22-21**  
Drawing no.  
**A-A-MDL-113**

Revision  
-



**FLOOR FINISH NOTE:**

CONTRACTOR TO ENSURE ALL PREPARATIONS TO SUBSTRATES PRIOR TO INSTALLATION OF CARPET TILES TO FOLLOW STRICTLY TO MANUFACTURER'S SPECIFICATIONS.

CONTRACTOR TO ENSURE TILE ADHESIVE FOR ALL FLOOR TILES IN WET AREAS TO BE COMPATIBLE WITH WATERPROOF MEMBRANE. (RECOMMENDED PRODUCT- **GRIPSET 38FC** OR EQUIVALENT).  
COVERAGE TO ALL FLOOR & WALL TILES.

TILE LAYER TO CONFIRM SETOUT POINT WITH CLIENT/ ARCHITECT PRIOR TO LAYING.


PRIOR TO ORDER, ANY EQUIVALENT MATERIAL OR PRODUCT PROPOSED BY THE CONTRACTOR, TO BE SUBMITTED TO THE SUPERINTENDENT FOR APPROVAL. CONTRACTOR TO FULLY SUPPLY SPECIFICATIONS AND DETAILS OF THE PROPOSED PRODUCT.


CONTRACTOR TO NOTE AND SUBMIT SUPPLIER'S CERTIFICATION/ WARRANTIES/MANUALS/DATA SHEET ( FOR MATERIAL/MAINTENANCE & INSTALLATION) OF SIKA FINISH, PAINT FINISH, TILE ADHESIVE, WATER PROOF & VAPOUR BARRIER SHEET.


CONTRACTOR TO PROVIDE/SUBMIT INFORMATION ON ALLOWANCE FOR EXCESS/EXTRA ORDER OF MATERIALS AND HANDOVER EXCESS MATERIAL TO CLIENT AFTER COMPLETION.


**FLOOR FINISH LEGEND:**

**FL01 - FLOOR TYPE 01**  
 **JACOBSEN SHAW PACIFIC RANGE HEAVY DUTY COMMERCIAL CARPET TILES** ON APPROVED UNDERLAY WITH DTA ALUMINUM CARPET TRIMS ON PREPARED LEVELED CONCRETE FLOOR SLAB. SETOUT & COLOUR TO BE CONFIRMED ON SITE.

**FL02 - FLOOR TYPE 02**  
 **SELECTED 600X600 PORCELAIN FLOOR TILES.** SETOUT TO BE CONFIRMED ON SITE PROVIDE METAL EDGING ON EXPOSED EDGE. **TILE RATING R9.**

**FL03 - FLOOR TYPE 03**  
 **SELECTED 600X300 PORCELAIN OUTDOOR ENTRY & STAIRS AREA FLOOR TILES.** SETOUT TO BE CONFIRMED ON SITE. PROVIDE METAL EDGING ON EXPOSED EDGE. **TILE RATING R11.**



**FL04 - FLOOR TYPE 04**  
 **SELECTED 600X300 WET AREA PORCELAIN FLOOR TILES.** SETOUT TO BE CONFIRMED ON SITE PROVIDE METAL EDGING ON EXPOSED EDGE & NOSING TILE ON STAIRS. **TILE RATING R10.**

**FL05 - FLOOR TYPE 05**  
 **BASEMENT, CARPARK & SERVICES - STEEL TROWEL FINISH TO REINFORCED CONCRETE SLAB WITH **SIKAFLOOR® CUREHARD 24** SEALER OVER OR EQUALLY APPROVED.**

COPYRIGHT In all drawings, specifications and other documents and in the work executed from them remains the property of MAISURIA DESIGN LTD. DIMENSIONS Confirm all dimensions and profiles with Architectural drawings. Do not scale the drawings. If unsure about anything please ask for clarification.  
 File Location : Office server\2022\22-21 SPC Nabua Office, Suva

Revision		
No/Rev		Date

Client : **PACIFIC COMMUNITY (SPC)**  
 Project : **SPC OFFICE, NABUA, SUVA**

Civil Engineers & Structural Engineers  
  
 Level 2, 10th Floor, 25 Davis St, Nadi, Suva, Fiji Islands  
 Phone: +679 335 038 Fax: +679 335 039  
 Service Engineers :  
  
 IRWIN ALSOP PACIFIC LTD  
 11 SOMMERFIELD COURT, SUVA, FIJI ISLANDS  
 SAVALLELA, FIJI  
 TELEPHONE: +679 330 2000  
 FACSIMILE: +679 330 2001  
 EMAIL: info@iapsuva.com

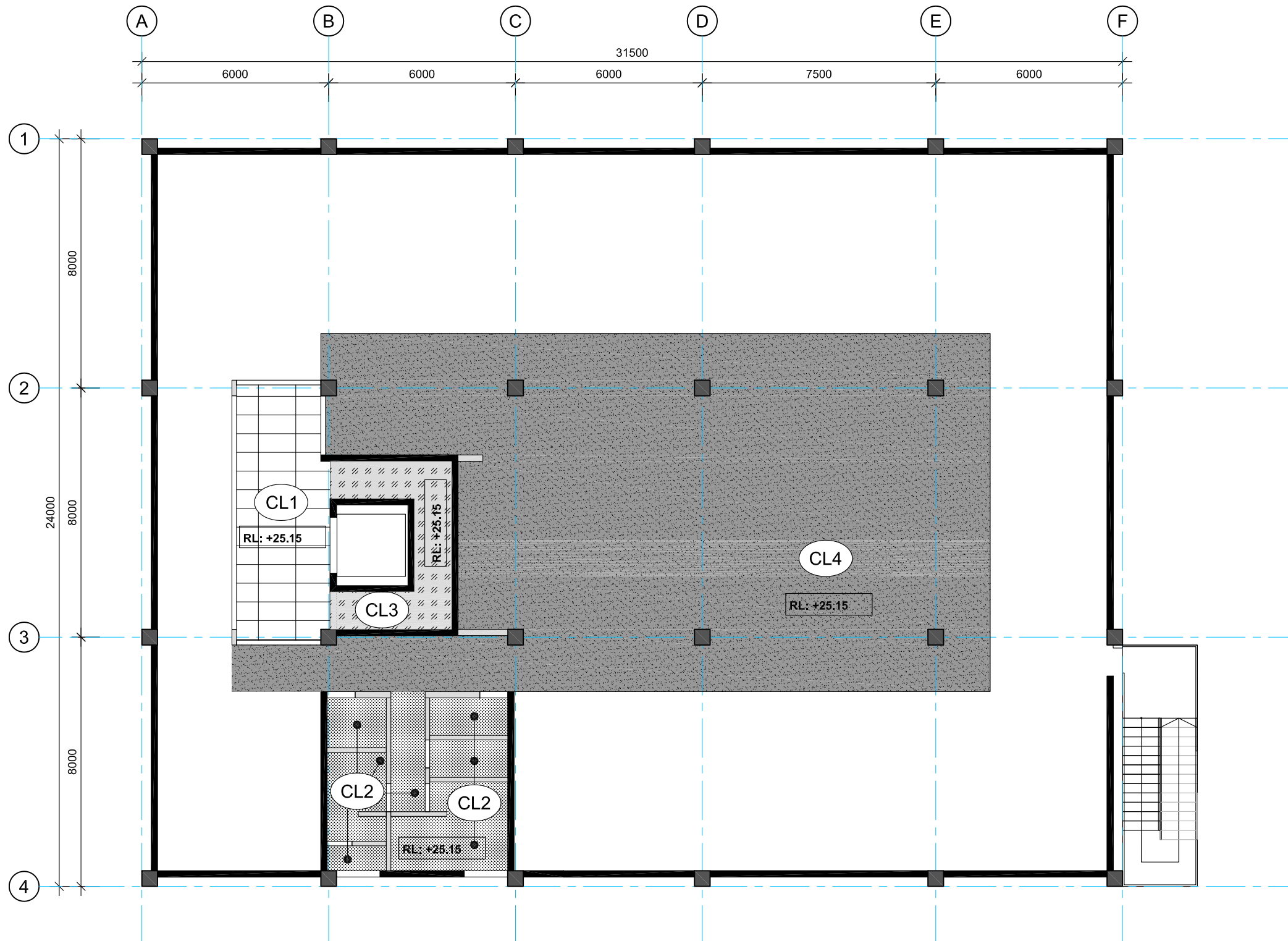
Project Managers:  
 Consulting Architect:

ARCHITECTS  
  
**MAISURIA DESIGN** LTD  
 Architects+Planners+Interior Design+Project Management  
 Phone +679 6720 000 Mobile +679 7990 703 P.O.Box 195, Nadi

Sheet Title  
**THIRD FLOOR FINISHES PLAN**

Scale 1:150@A3  
 Date 09 - 12 - 2022  
 Drawn AC  
 Checked -  
 Approved -

Project Number  
**22-21**  
 Drawing no.  
**A-A-MDL-114**  
 Revision  
 -



**CEILING NOTES:**

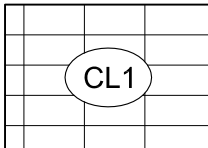
ALL PROPRIETARY CEILING SYSTEMS ARE TO BE INSTALLED IN STRICT ACCORDANCE WITH THE MANUFACTURERS SPECIFICATIONS.

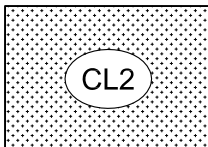
CONTRACTOR TO VERIFY ALL CHANGES TO CEILING AND SUPPLY MDL WITH CHANGES REQUIRED FOR COMPLIANCE.

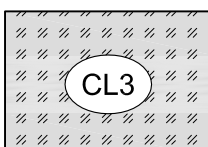
REFLECTED CEILING DRAWING IS ONLY AN INDICATION OF THE DESIGNERS INTENT.


CEILING CONCEPT IS TO REMAIN AS DRAWN WHERE POSSIBLE WITH ALLOWANCE FOR CHANGES TO MECHANICAL AND ELECTRICAL ENGINEERS LAYOUTS.

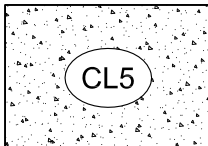
**CEILING FINISH LEGEND:**

- 

ARMSTRONG ULTIMA® 1200X600 ON PRELUDE XL 24mm EXPOSED TEE GRID SUSPENDED SYSTEM OR EQUIVALENT. SQUARE LAY-IN. INSTALLED & FINISHED STRICTLY TO MANUFACTURERS SPECIFICATIONS.
- 

13mm GIB® AQUALINE PLASTER BOARD CEILING LINING ON RONDO KEY-LOCK® CONCEALED SUSPENDED CEILING SYSTEM. INSTALLED & FINISHED STRICTLY TO MANUFACTURERS SPECIFICATIONS WITH 10mm SHADOW LINE TO ALL EDGES. STOPPED LEVEL 5 PAINT FINISH.
- 

13mm GIB® STANDARD PLASTER BOARD CEILING LINING ON RONDO KEY-LOCK® CONCEALED SUSPENDED CEILING SYSTEM. INSTALLED & FINISHED STRICTLY TO MANUFACTURERS SPECIFICATIONS WITH 10mm SHADOW LINE TO ALL EDGES. STOPPED LEVEL 5 PAINT FINISH.
- 

6mm VILLABOARD® SOFFIT LINING RECESSED EDGE ON STEEL FRAMING. FLUSH JOINT TREATMENT TO JOINTS. INSTALLED & FINISHED STRICTLY TO MANUFACTURERS SPECIFICATIONS (REFER MANUFACTURERS FLUSH JOINT TREATMENT MANUAL). STOPPED LEVEL SELECTED PAINT FINISH.
- 

STRUCTURAL CONCRETE UNDERSIDE SLAB. SURFACE TO BE NEATLY PRESENTED.

COPYRIGHT In all drawings, specifications and other documents and in the work executed from them remains the property of MAISURIA DESIGN LTD. DIMENSIONS Confirm all dimensions and profiles with Architectural drawings. Do not scale the drawings. If unsure about anything please ask for clarification.

File Location : Office server\2022\22-21 SPC Nabua Office, Suva

**Revision**

No.	Rev	Date

Client : **PACIFIC COMMUNITY (SPC)**

Project : **SPC OFFICE, NABUA, SUVA**

Civil Engineers & Structural Engineers



Service Engineers :



Project Managers:

Consulting Architect:



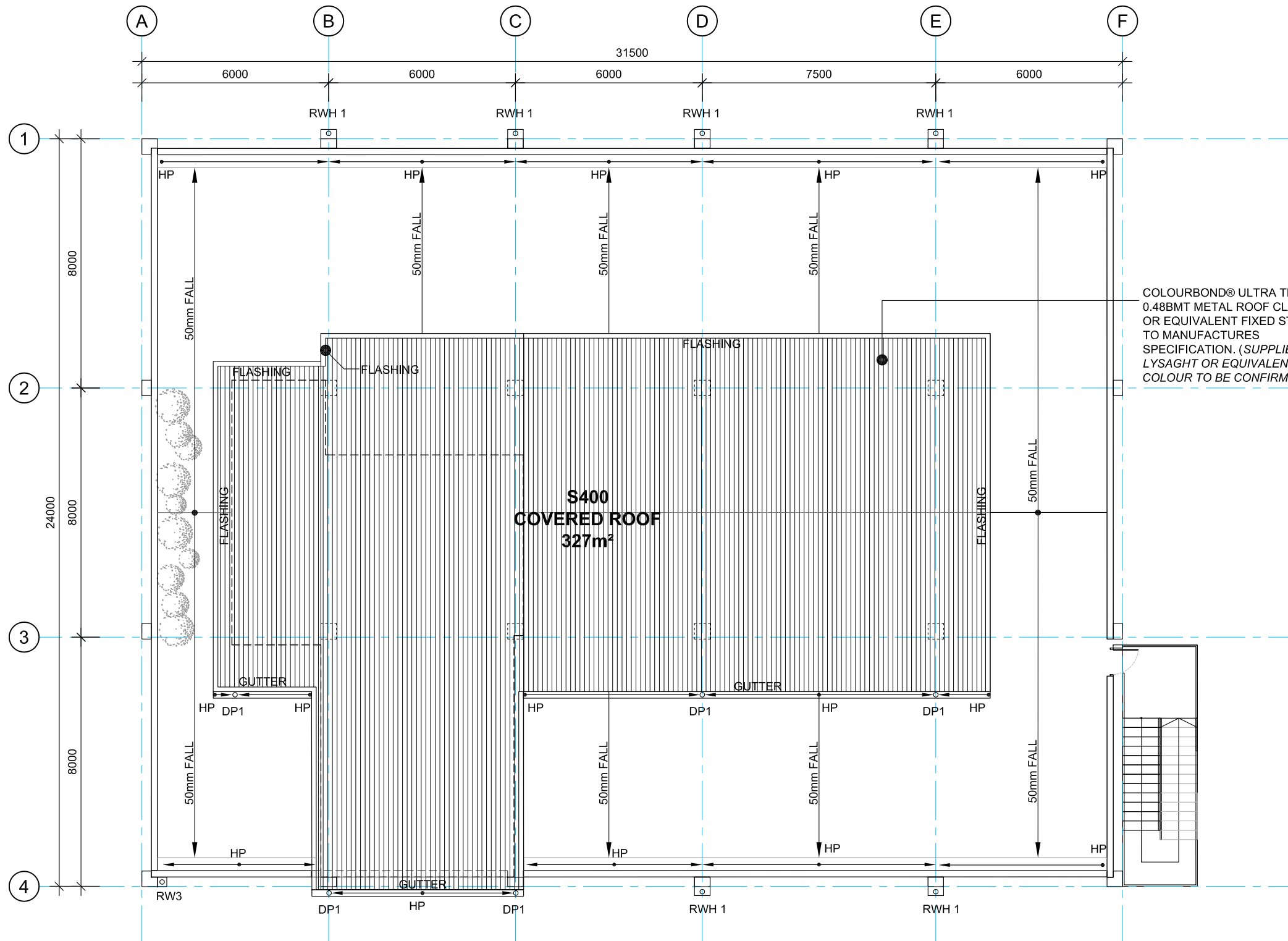
Sheet Title  
**THIRD FLOOR REFLECTED CEILING PLAN**

Scale 1:150@A3  
Date 09-12-2022  
Drawn AC  
Checked -  
Approved -

Project Number  
**22-21**

Drawing no.  
**A-A-MDL-115**

Revision  
-



**GENERAL NOTE:**  
 THIS DRAWING IS INDICATIVE ONLY AND SHALL ONLY BE USED AS A GUIDELINE FOR THE FINAL DETAILS AND DRAWINGS TO BE PRODUCED BY THE SELECTED SPECIALISED MANUFACTURER OR SUB-CONTRACTOR.

THIS DRAWING MUST BE READ IN CONJUNCTION WITH AND BE CO-ORDIANTE WITH OTHER FLOOR PLANS, SECTIONS AND ELEVATIONS FOR DIMENSIONS AND SPANS.

SITE CHECK ALL DIMENSIONS BEFORE STARTING WORK. REPORT ANY DISCREPANCIES TO THE RESPECTIVE ENGINEER/ ARCHITECT FOR DECISION/ CLARIFICATION BEFORE PROCEEDING WITH WORKS.

COLOURBOND® ULTRA TR/MDK® 0.48BMT METAL ROOF CLADDING OR EQUIVALENT FIXED STRICTLY TO MANUFACTURES SPECIFICATION. (SUPPLIER: LYSAGHT OR EQUIVALENT. COLOUR TO BE CONFIRMED)

ROOF LEGEND	
DP	150Ø PVC DOWN PIPE WITH 'MUNZING' CLIPS @ 1200CRS.
RWH1	TYPE 1- SELECTED COLOURBOND® ULTRA RAINWATER HEAD FIXED STRICTLY TO MANUFACTURES SPECIFICATION. (SUPPLIER: ALL METAL OR EQUIVALENT. COLOUR TO BE CONFIRMED) REFER TO DETAILS A-A-MDL-400 SERIES.
RWH2	TYPE 2- SELECTED COLOURBOND® ULTRA RAINWATER HEAD FIXED STRICTLY TO MANUFACTURES SPECIFICATION. (SUPPLIER: ALL METAL OR EQUIVALENT. COLOUR TO BE CONFIRMED) REFER TO DETAILS A-A-MDL-400 SERIES.
RWH3	TYPE 3- SELECTED COLOURBOND® ULTRA RAINWATER HEAD FIXED STRICTLY TO MANUFACTURES SPECIFICATION. (SUPPLIER: ALL METAL OR EQUIVALENT. COLOUR TO BE CONFIRMED) REFER TO DETAILS A-A-MDL-400 SERIES.
FLASHING	SELECTED COLORBOND® ULTRA 0.55BMT FLASHING (INSTALLED BY A SKILLED PLUMBER) FIXED ON STRUCTURAL STEEL ROOF FRAME/ PER ENGINEER'S DRAWINGS.
HP	HIGH POINT
GUTTER	SELECTED CUSTOM MADE COLOURBOND® ULTRA SQUARELINE 0.55BMT GUTTERING FIXED WITH BHP STRAPS @ 1200CRS WITH COLOUR TO MATCH ROOF CLADDING, FIXED STRICTLY TO MANUFACTURES SPECIFICATION. (SUPPLIER: ALL METAL OR EQUIVALENT. COLOUR TO BE CONFIRMED)

COPYRIGHT In all drawings, specifications and other documents and in the work executed from them remains the property of MAISURIA DESIGN LTD. DIMENSIONS Confirm all dimensions and profiles with Architectural drawings. Do not scale the drawings. If unsure about anything please ask for clarification.  
 File Location : Office server\2022\22-21 SPC Nabua Office, Suva

Revision		
No/Rev		Date

Client : **PACIFIC COMMUNITY (SPC)**  
 Project : **SPC OFFICE, NABUA, SUVA**

Civil Engineers & Structural Engineers  
 hilti  
 hilti jacob  
 Level 2, 10th Floor, 25 Davis St, Nadi, Suva, Fiji Islands  
 Phone: +679 3306 038 Fax: +679 3306 039  
 Service Engineers :  
 IRWIN ALSOP PACIFIC LTD  
 10 SOMMERFIELD COURT, SUVA, FIJI ISLANDS  
 SAVALILLA, FIJI  
 TELEPHONE: +679 330 3000  
 FACSIMILE: +679 330 3001  
 EMAIL: IAS@ALSOP.COM

Project Managers:  
 Consulting Architect:

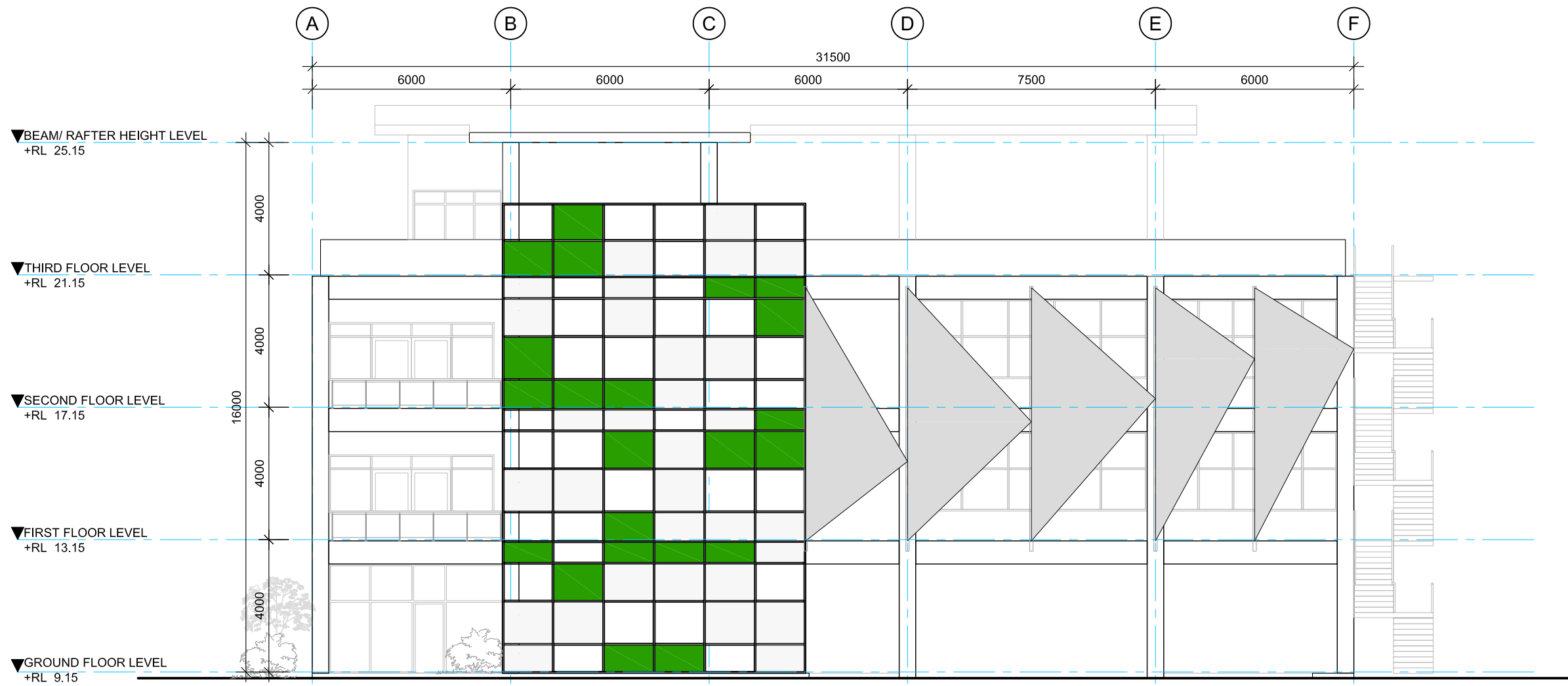
ARCHITECTS  
**MD**  
 LTD  
 MAISURIA DESIGN  
 Architects+Planners+Interior Design+Project Management  
 Phone +679 6720 000 Mobile +679 7990 703 P.O.Box 195, Nadi

Sheet Title  
**ROOF PLAN**

Scale 1:150@A3  
 Date 09-12-2022  
 Drawn SW/ JL  
 Checked -  
 Approved -

Project Number  
**22-21**  
 Drawing no.  
**A-A-MDL-116**

Revision  
 -





**A ELEVATION**  
A-A-MDL  
200  
SCALE 1:150

COPYRIGHT In all drawings, specifications and other documents and in the work executed from them remains the property of MAISURIA DESIGN LTD. DIMENSIONS Confirm all dimensions and profiles with Architectural drawings. Do not scale the drawings. If unsure about anything please ask for clarification.  
File Location : Office server\2022\22-21 SPC Nabua Office, Suva

Revision		
No	Rev	Date

Client : **PACIFIC COMMUNITY (SPC)**  
Project : **SPC OFFICE, NABUA, SUVA**

Civil Engineers & Structural Engineers  
  
 25 Davis St, Nadi  
 Nadi, Fiji  
 Phone: +679 335 038  
 Fax: +679 335 031

Service Engineers :  
  
 IRWIN ALSOP PACIFIC LTD  
 15 DONOVAN ROAD, SUVA  
 SUVA, FIJI ISLANDS  
 TEL: +679 335 038  
 FAX: +679 335 031  
 EMAIL: info@irwinalsop.com

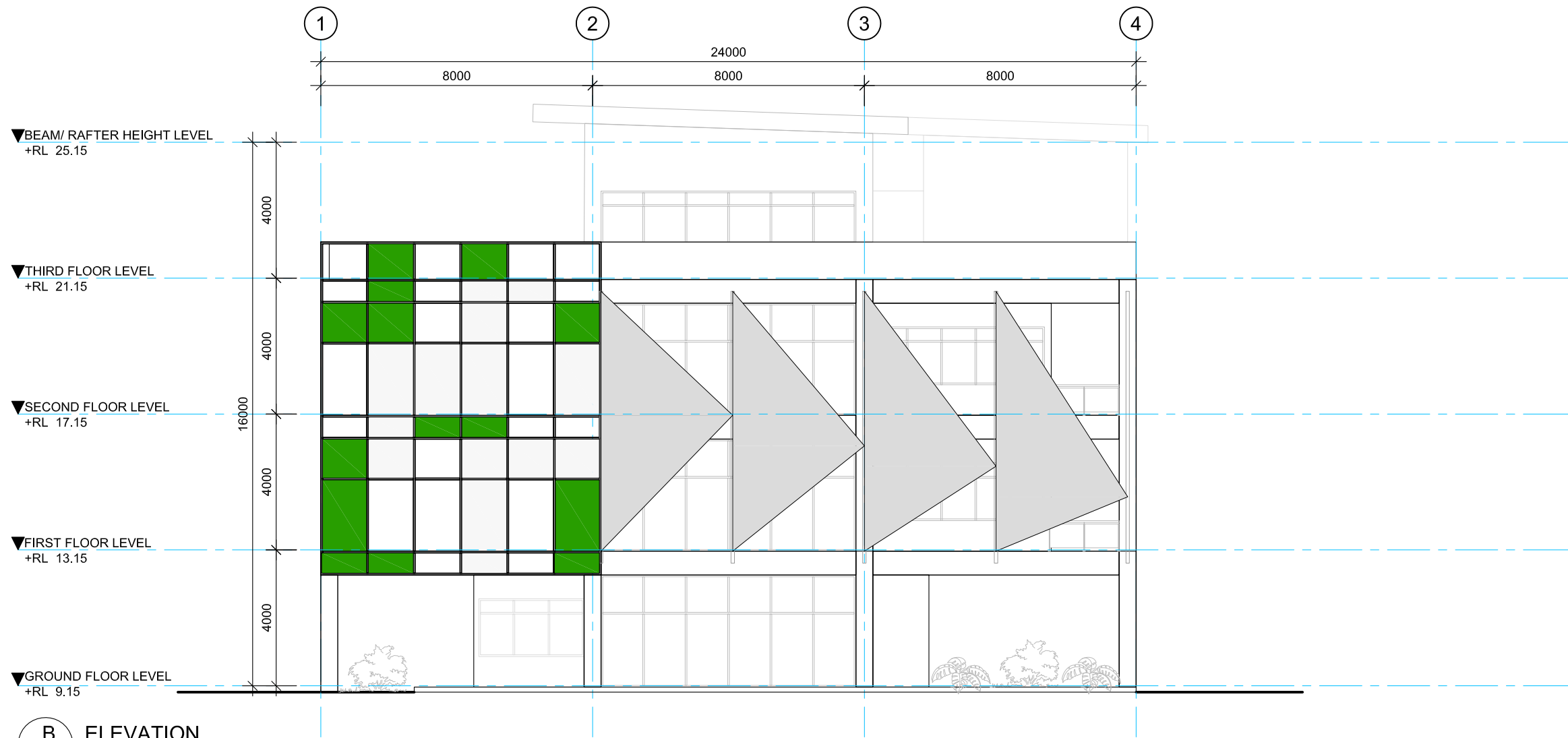
Project Managers:  
Consulting Architect:

ARCHITECTS  
  
 MAISURIA DESIGN LTD  
 Architects+Planners+Interior Design+Project Management  
 Phone +679 6720 000 Mobile +679 7990 703 P.O.Box 195, Nadi

Sheet Title  
**ELEVATIONS**

Scale 1:100@A3  
Date 09 - 12 - 2022  
Drawn SW/ JL  
Checked -  
Approved -

Project Number **22-21**  
Drawing no. **A-A-MDL-200**  
Revision -





**B** ELEVATION  
A-A-MDL SCALE 1:150  
201

COPYRIGHT In all drawings, specifications and other documents and in the work executed from them remains the property of MAISURIA DESIGN LTD. DIMENSIONS Confirm all dimensions and profiles with Architectural drawings. Do not scale the drawings. If unsure about anything please ask for clarification.  
File Location : Office server\2022\22-21 SPC Nabua Office, Suva

Revision		
No.	Rev	Date

Client : **PACIFIC COMMUNITY (SPC)**  
Project : **SPC OFFICE, NABUA, SUVA**

Civil Engineers & Structural Engineers  
  
 Unit 2, 10th Floor, Victoria Parade, Suva, Fiji Islands. Phone: +679 3305 038 Fax: +679 3305 031  
 Unit 1, 25 Davis St, Nadi, Nadi, Fiji Islands. Phone: +679 377 5622 Fax: +679 377 5268

Service Engineers :  
  
 IRWIN ALSOP PACIFIC LTD  
 10 DONNER ROAD, SUVA, FIJI ISLANDS  
 SUVA, FIJI ISLANDS  
 TEL: +679 330 3000  
 FAX: +679 330 3001  
 EMAIL: info@irwinalsop.com

Project Managers:  
Consulting Architect:

ARCHITECTS  
  
 MAISURIA DESIGN LTD  
 Architects+Planners+Interior Design+Project Management  
 Phone +679 6720 000 Mobile +679 7990 703 P.O.Box 195, Nadi

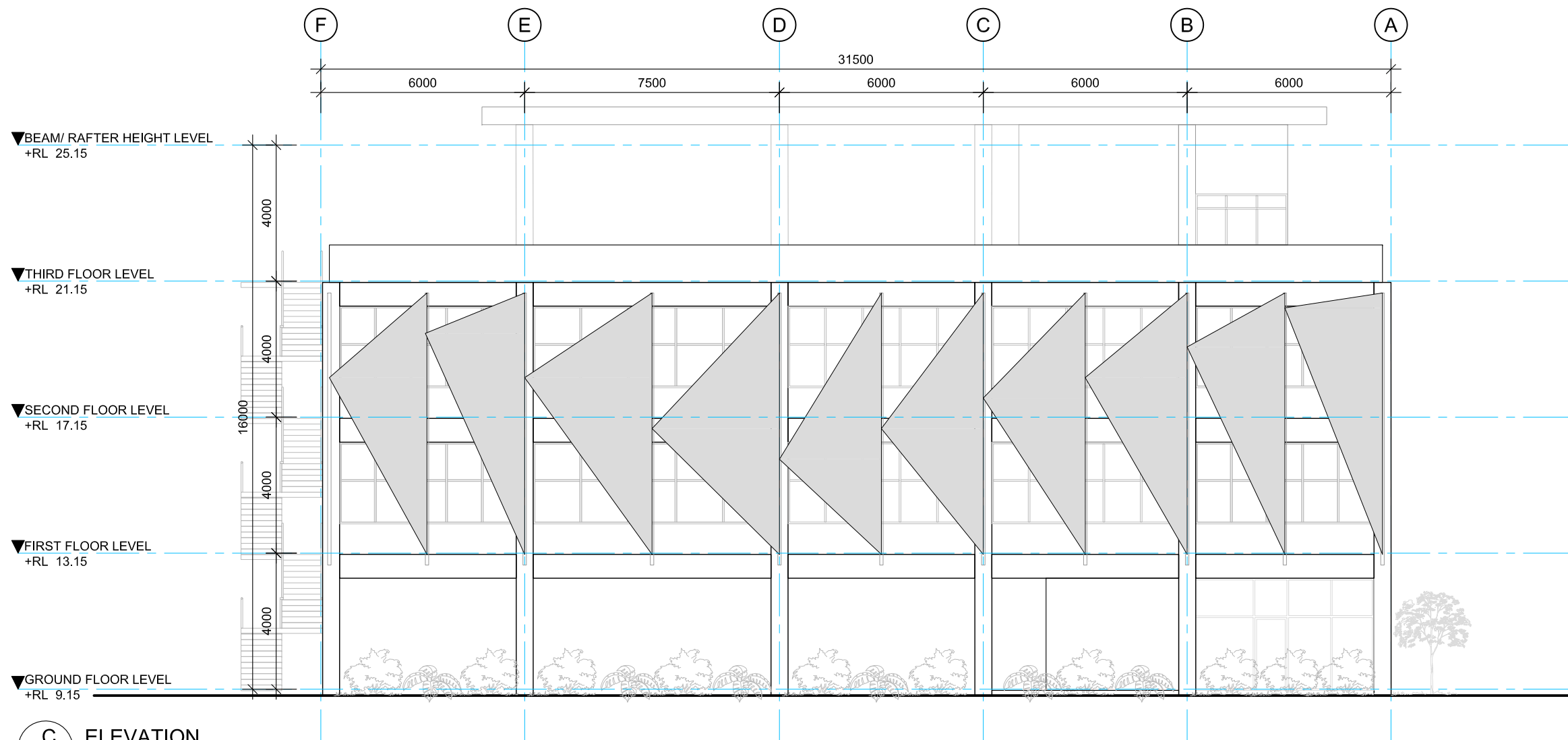
Sheet Title  
**ELEVATIONS**

Scale 1:100@A3  
Date 09 - 12 - 2022  
Drawn SW/ JL  
Checked -  
Approved -

Project Number  
**22-21**  
Drawing no.  
**A-A-MDL-201**

Revision  
-





**C ELEVATION**  
A-A-MDL  
SCALE 1:150  
202

COPYRIGHT In all drawings, specifications and other documents and in the work executed from them remains the property of MAISURIA DESIGN LTD. DIMENSIONS Confirm all dimensions and profiles with Architectural drawings. Do not scale the drawings. If unsure about anything please ask for clarification.

File Location : Office server\2022\22-21 SPC Nabua Office, Suva

Revision

No	Rev	Date

Client : **PACIFIC COMMUNITY (SPC)**

Project : **SPC OFFICE, NABUA, SUVA**

Civil Engineers & Structural Engineers



Service Engineers :



Project Managers:

Consulting Architect:



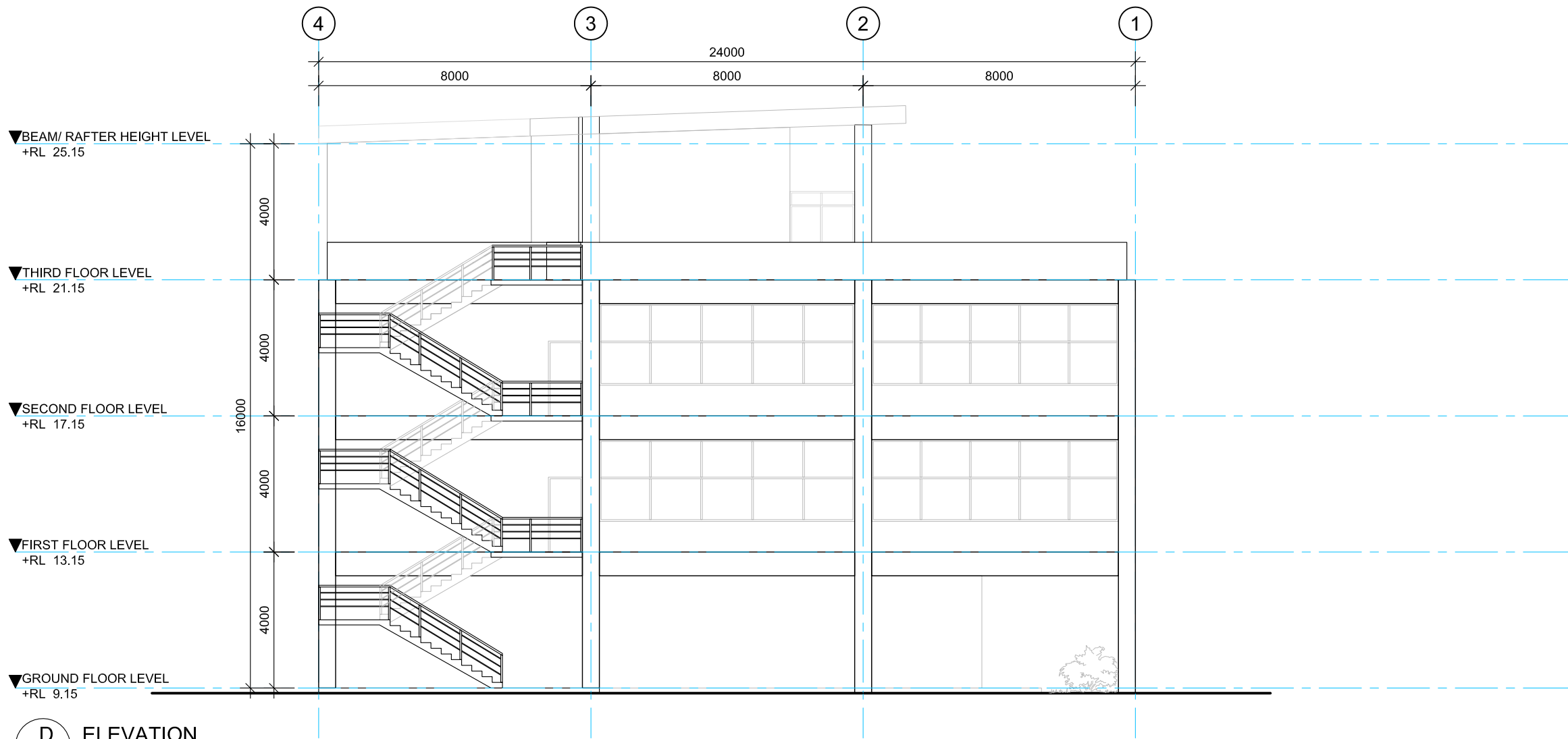
Sheet Title  
**ELEVATIONS**

Scale 1:100@A3  
Date 09 - 12 - 2022  
Drawn SW/ JL  
Checked -  
Approved -

Project Number  
**22-21**

Drawing no.  
**A-A-MDL-202**

Revision  
-



**D** ELEVATION  
A-A-MDL SCALE 1:150  
203

COPYRIGHT In all drawings, specifications and other documents and in the work executed from them remains the property of MAISURIA DESIGN LTD. DIMENSIONS Confirm all dimensions and profiles with Architectural drawings. Do not scale the drawings. If unsure about anything please ask for clarification.

File Location : Office server\2022\22-21 SPC Nabua Office, Suva

Revision		
No	Rev	Date

Client : **PACIFIC COMMUNITY (SPC)**

Project : **SPC OFFICE, NABUA, SUVA**

Civil Engineers & Structural Engineers



Unit 2, 1000/1000, Vukob Plaza, Suva, Fiji Islands. Phone: +679 3305 038 Fax: +679 3305 031

Unit 1, 25 Davis St, Naitasiri, Suva, Fiji Islands. Phone: +679 377 5622 Fax: +679 377 5288

Service Engineers :



IRWIN ALSOP PACIFIC LTD  
111 SOMERSET ROAD, SUVA, FIJI ISLANDS  
SUVA, FIJI ISLANDS  
TELEPHONE: +679 330 3000  
FAX: +679 330 3001  
EMAIL: info@irwinalsop.com

Project Managers:

Consulting Architect:



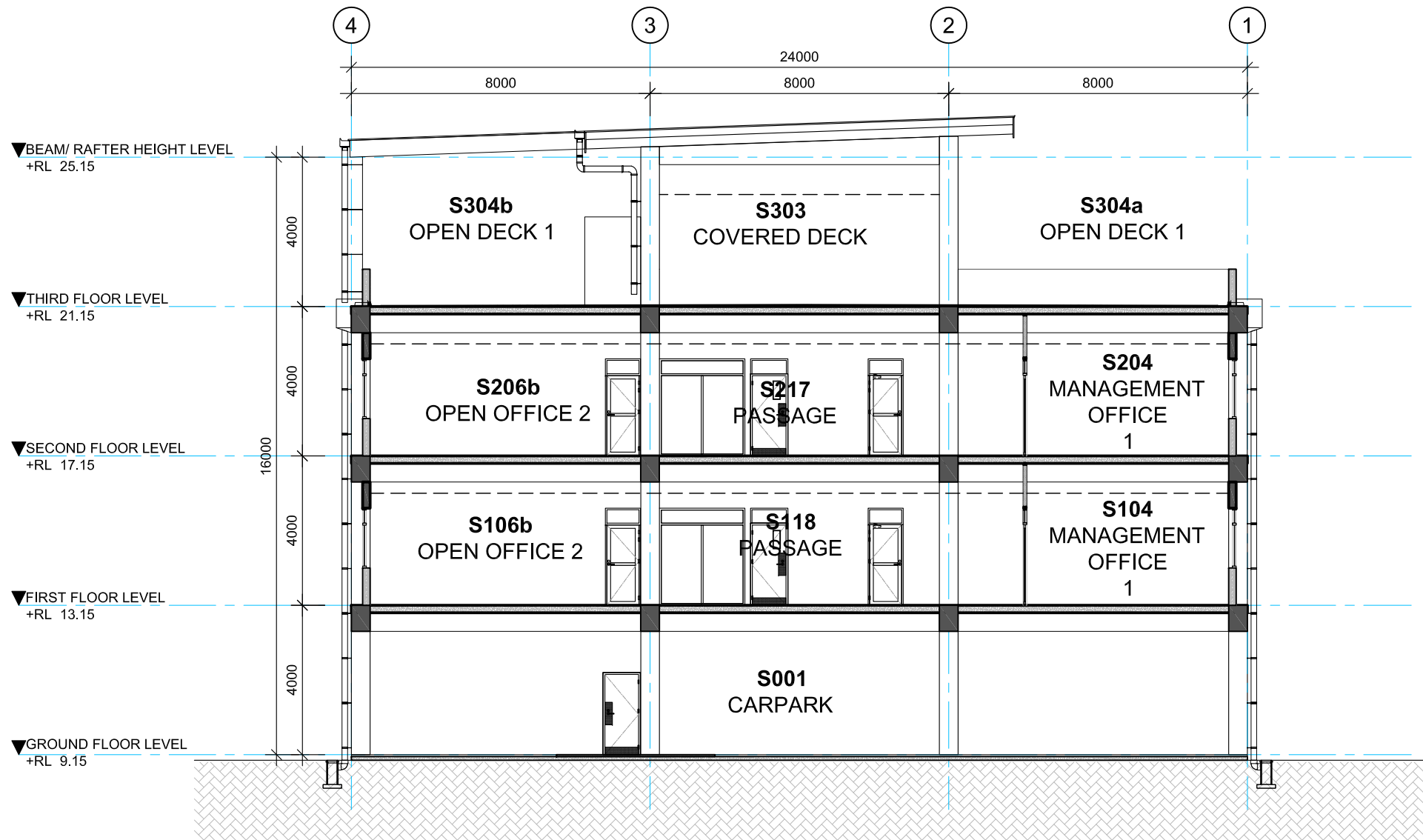
Sheet Title  
**ELEVATIONS**

Scale 1:100@A3  
Date 09 - 12 - 2022  
Drawn SW/ JL  
Checked -  
Approved -

Project Number  
**22-21**

Drawing no.  
**A-A-MDL-203**

Revision  
-



**SECTION THRU BETWEEN GRID LINE C & D**  
 A-A-MDL SCALE 1:150  
 100

COPYRIGHT In all drawings, specifications and other documents and in the work executed from them remains the property of MAISURIA DESIGN LTD. DIMENSIONS Confirm all dimensions and profiles with Architectural drawings. Do not scale the drawings. If unsure about anything please ask for clarification.

File Location : Office server\2022\22-21 SPC Nabua Office, Suva

Revision		
No.	Rev	Date

Client : **PACIFIC COMMUNITY (SPC)**

Project : **SPC OFFICE, NABUA, SUVA**

Civil Engineers & Structural Engineers



Service Engineers :



Project Managers:

Consulting Architect:



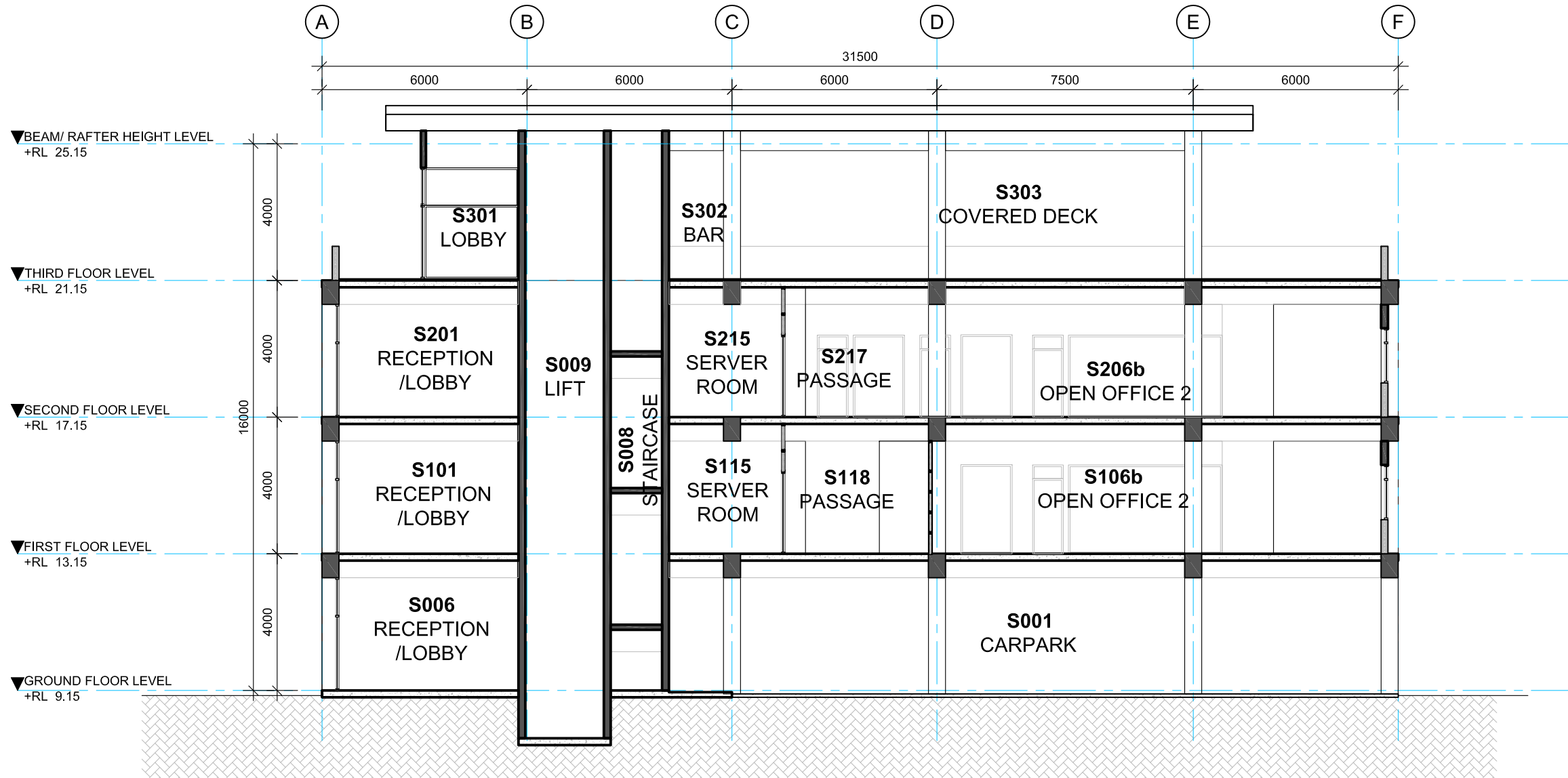
Sheet Title  
**SECTIONS**

Scale 1:150@A3  
 Date 09 - 12 - 2022  
 Drawn SW/ JL  
 Checked -  
 Approved -

Project Number  
**22-21**

Drawing no.  
**A-A-MDL-300**

Revision  
-



**SECTION THRU BETWEEN GRID LINE 2 & 3**  
 A-A-MDL SCALE 1:150  
 100

COPYRIGHT In all drawings, specifications and other documents and in the work executed from them remains the property of MAISURIA DESIGN LTD. DIMENSIONS Confirm all dimensions and profiles with Architectural drawings. Do not scale the drawings. If unsure about anything please ask for clarification.

File Location : Office server\2022\22-21 SPC Nabua Office, Suva

Revision		
No.	Rev	Date

Client : **PACIFIC COMMUNITY (SPC)**

Project : **SPC OFFICE, NABUA, SUVA**

Civil Engineers & Structural Engineers



Service Engineers :



Project Managers:

Consulting Architect:



Sheet Title  
**SECTIONS**

Scale 1:150@A3  
 Date 09 - 12 - 2022  
 Drawn SW/ JL  
 Checked -  
 Approved -

Project Number  
**22-21**

Drawing no.  
**A-A-MDL-301**

Revision  
-